

# MONTGOMERY COUNTY WEEKLY COVID-19 SNAPSHOT



WEEK ENDING JUNE 12, 2021

Total Cases

1286

Total Deaths

43

Total Incidence

(cases per 100,000)

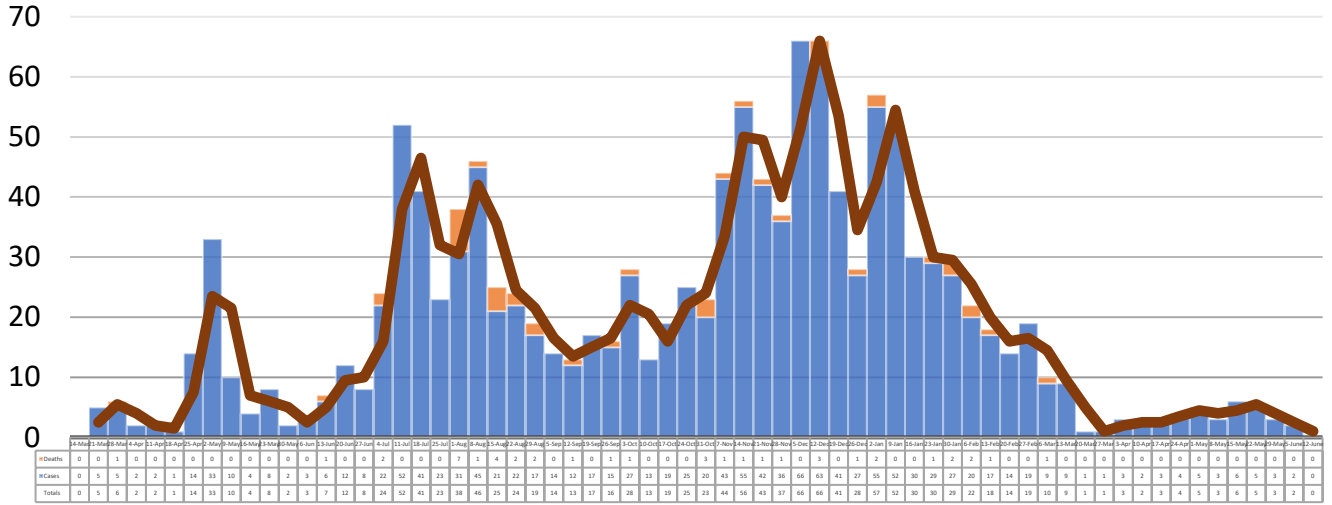
13156.0

\*Test Positivity Rate

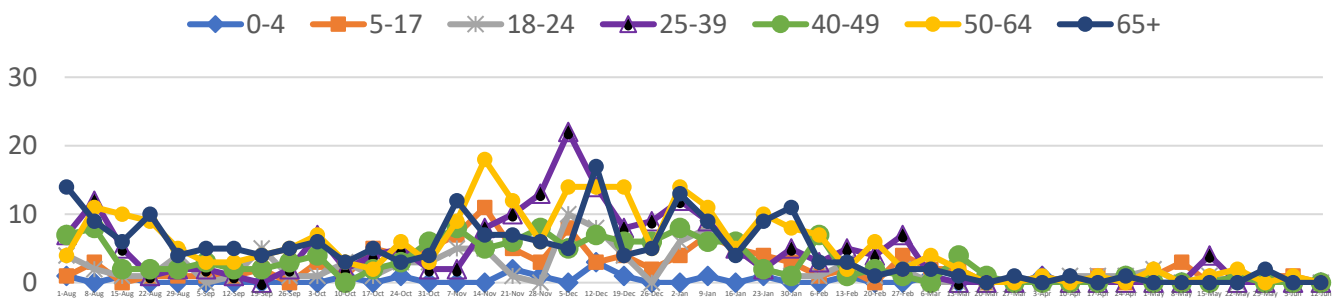
2.8%

(5/26-6/8)

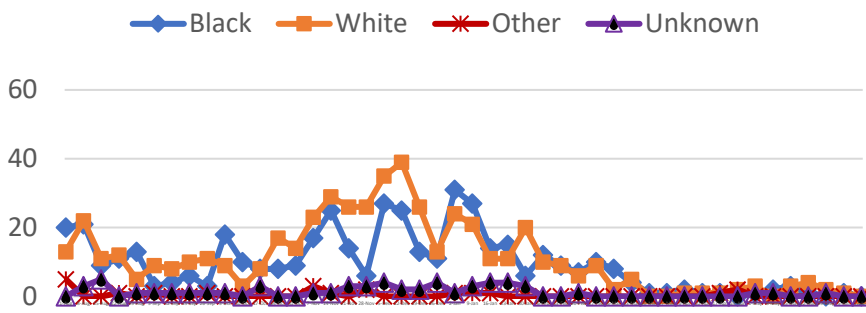
## \*\*Total Cases and Deaths, Through June 12, 2021



## Total Cases, By Age August 2020-June 2021 (End of Week)

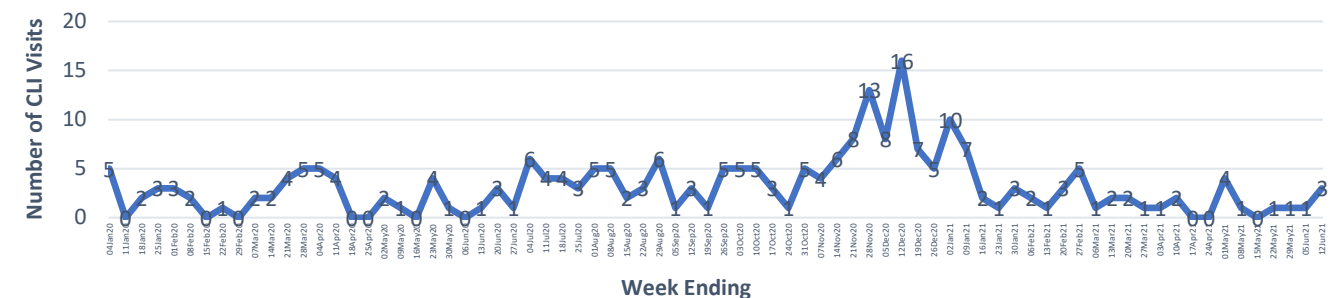


## Total Cases, By Race August 2020-June 2021 (End of Week)



6/6/2021 – 6/12/2021	
# Cases via Suspected Community Transmission	0
# Cases via Outbreaks	0
Outbreak Explanation	
During the week of 6/6-6/12, there were no cases/patients associated with an outbreak.	

## COVID-19-Like Illness (CLI) Visits Montgomery County, Mississippi Jan. 04, 2020 - June 12, 2021



\*Counties with test percent positivity <5.0% or with <20 tests in past 14 days: Green; test percent positivity 5.0%-10.0% or with <500 tests and <2000 tests/100k and >10% positivity over 14 days: Yellow; >10.0% and not meeting the criteria for “Green” or “Yellow”: Red. Test positivity is rounded to the nearest tenth of a percent before classifying. Reference: [Centers for Medicare and Medicaid Services](https://www.cms.gov/medicare/medicaid-services)

\*\*Provisional Data: Illnesses occurring during the last two weeks may not yet have been reported and/or represented.