

# PANOLA COUNTY WEEKLY COVID-19 SNAPSHOT

## WEEK ENDING JUNE 12, 2021



Total Cases

# 4663

Total Deaths

# 110

Total Incidence

(cases per 100,000)

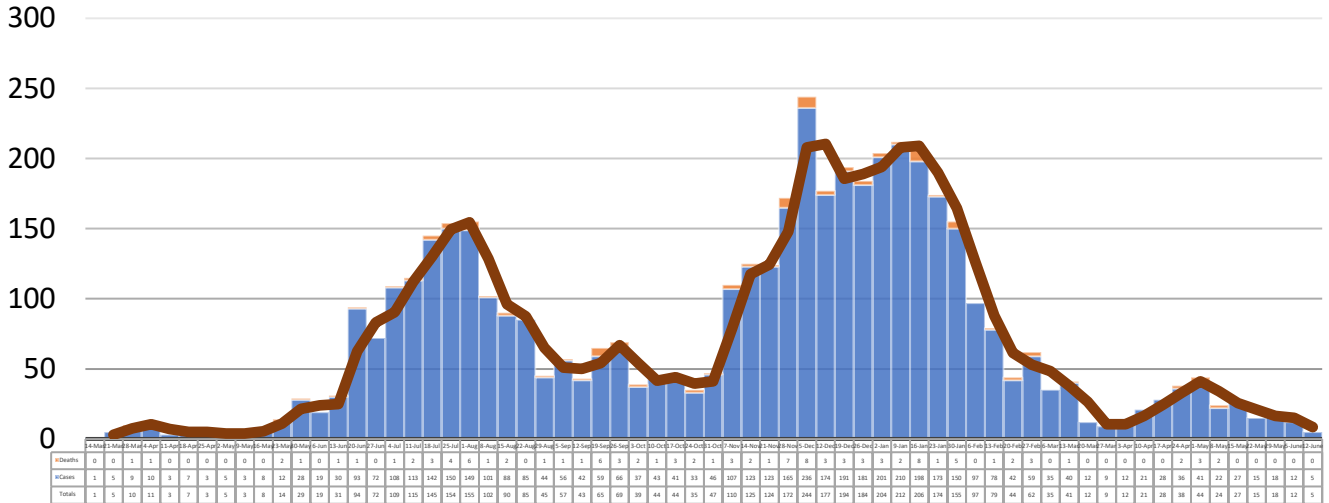
# 13637.7

\*Test Positivity Rate

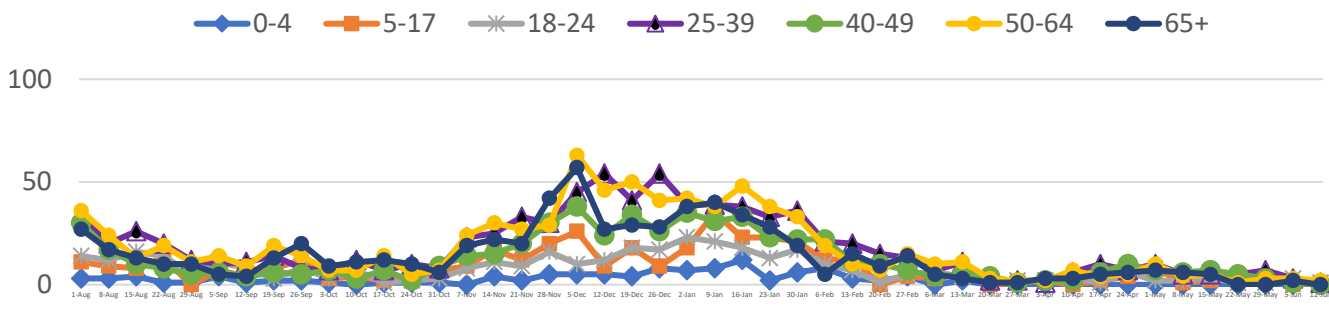
# 3.0%

(5/26-6/8)

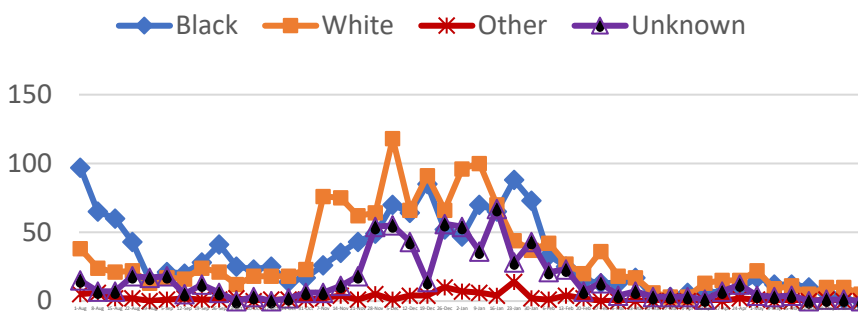
### \*\*Total Cases and Deaths, Through June 12, 2021



### Total Cases, By Age August 2020-June 2021 (End of Week)



### Total Cases, By Race August 2020-June 2021 (End of Week)



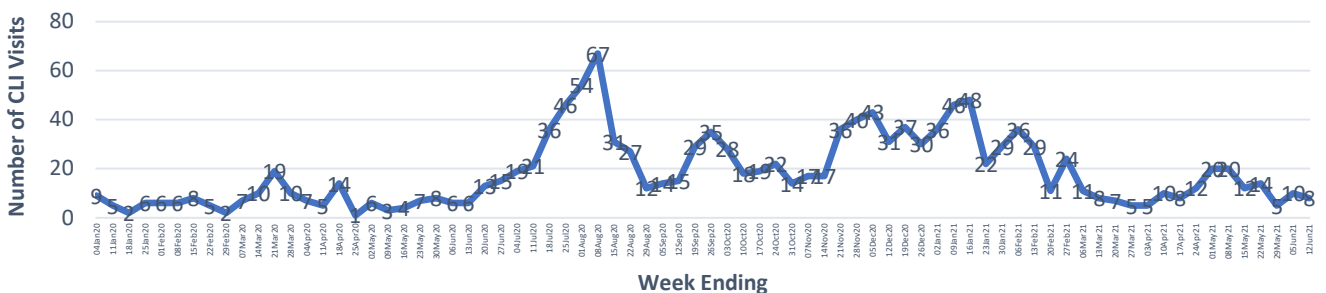
### 6/6/2021 – 6/12/2021

# Cases via Suspected Community Transmission	5
# Cases via Outbreaks	0

#### Outbreak Explanation

During the week of 6/6-6/12, there were no cases/patients associated with an outbreak.

### COVID-19-Like Illness (CLI) Visits Panola County, Mississippi Jan. 04, 2020 - June 12, 2021



\*Counties with test percent positivity <5.0% or with <20 tests in past 14 days: Green; test percent positivity 5.0%-10.0% or with <500 tests and <2000 tests/100k and >10% positivity over 14 days: Yellow; >10.0% and not meeting the criteria for "Green" or "Yellow": Red. Test positivity is rounded to the nearest tenth of a percent before classifying. Reference: [Centers for Medicare and Medicaid Services](#)

\*\*Provisional Data: Illnesses occurring during the last two weeks may not yet have been reported and/or represented.