

CARROLL COUNTY WEEKLY COVID-19 SNAPSHOT

WEEK ENDING JUNE 19, 2021



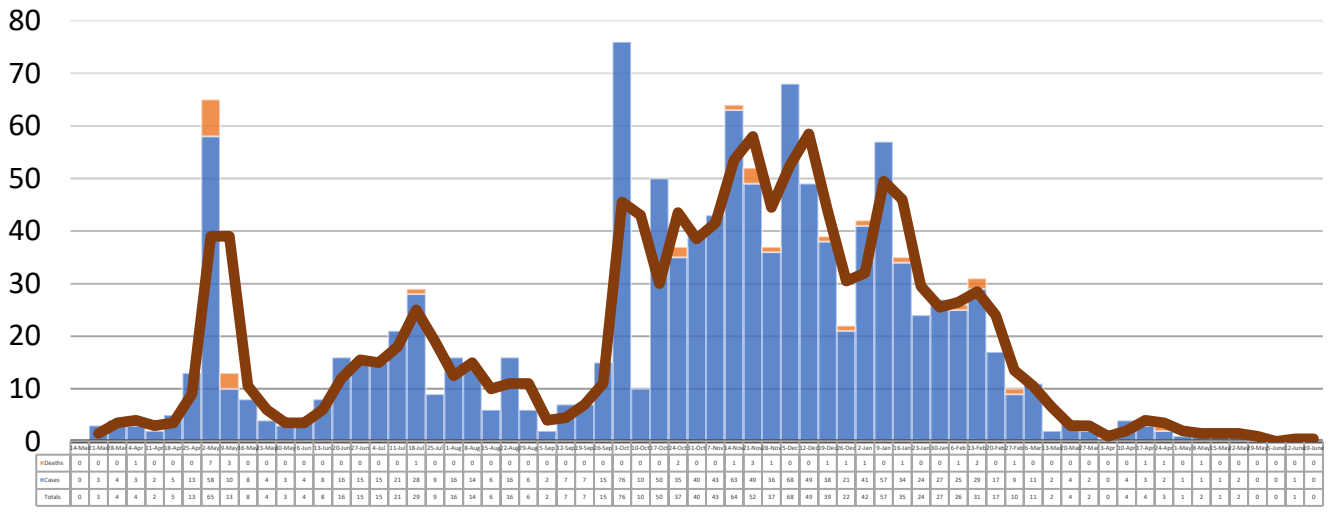
Total Cases
1223

Total Deaths
30

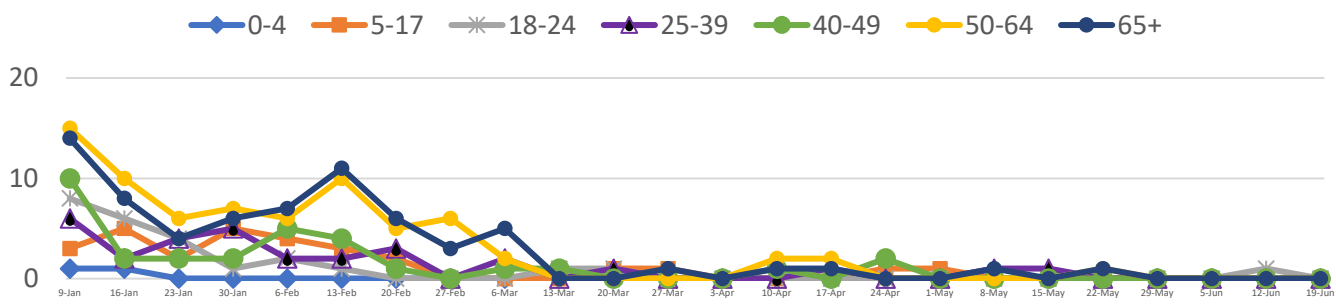
Total Incidence
(cases per 100,000)
12295.2

***Test Positivity Rate**
0.0%
(6/2-6/15)

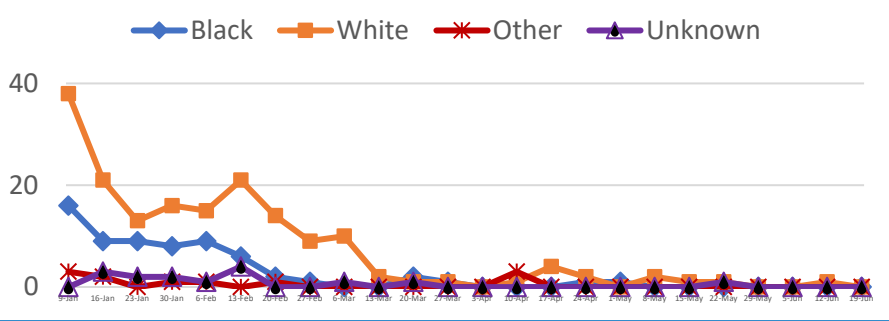
****Total Cases and Deaths, Through June 19, 2021**



Total Cases, By Age
January 2021-June 2021 (End of Week)

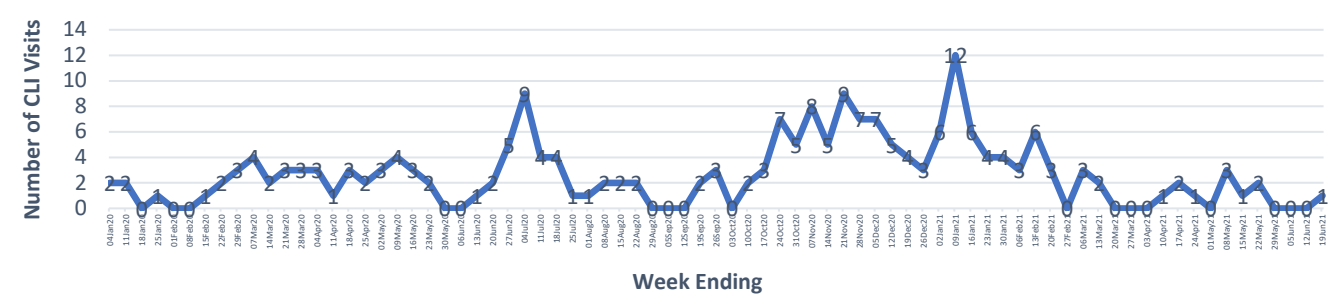


Total Cases, By Race
January 2021-June 2021 (End of Week)



6/13/2021 – 6/19/2021	
# Cases via Suspected Community Transmission	0
# Cases via Outbreaks	0
Outbreak Explanation	
During the week of 6/13-6/19, there were no cases/patients associated with an outbreak.	

COVID-19-Like Illness (CLI) Visits
Carroll County, Mississippi
Jan. 04, 2020 - June 19, 2021



*Counties with test percent positivity <5.0% or with <20 tests in past 14 days: Green; test percent positivity 5.0%-10.0% or with <500 tests and <2000 tests/100k and >10% positivity over 14 days: Yellow; >10.0% and not meeting the criteria for "Green" or "Yellow": Red. Test positivity is rounded to the nearest tenth of a percent before classifying. Reference: [Centers for Medicare and Medicaid Services](#)

**Provisional Data: Illnesses occurring during the last two weeks may not yet have been reported and/or represented.