

DESOTO COUNTY WEEKLY COVID-19 SNAPSHOT

WEEK ENDING JUNE 26, 2021



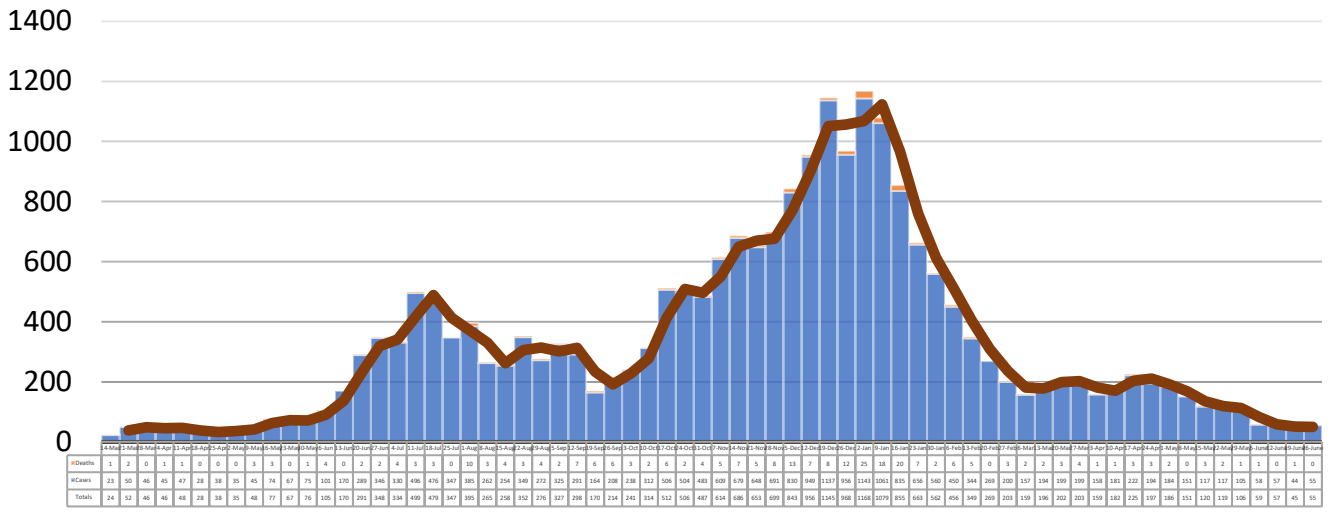
Total Cases
22,369

Total Deaths
272

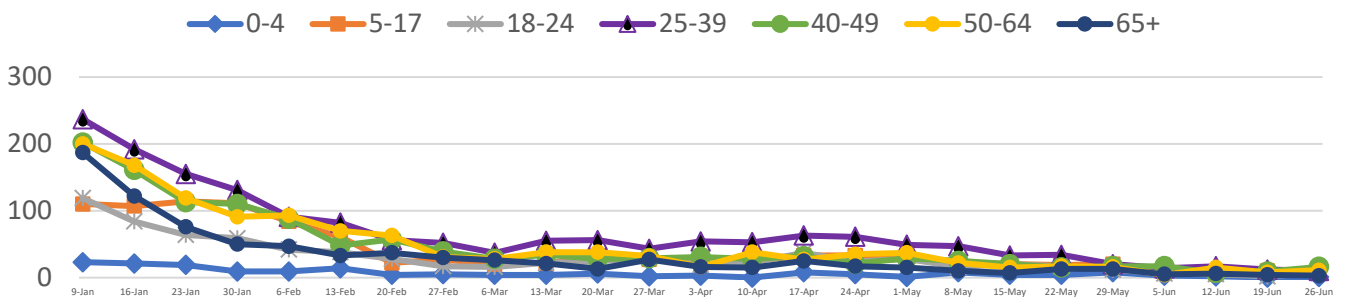
Total Incidence
(cases per 100,000)
12094.9

***Test Positivity Rate**
2.6%
(6/9-6/22)

**Total Cases and Deaths, Through June 26, 2021

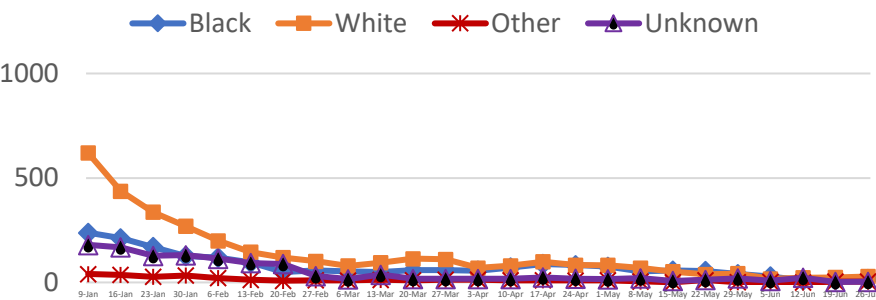


Total Cases, By Age January 2021-June 2021 (End of Week)



0-4 5-17 18-24 25-39 40-49 50-64 65+

Total Cases, By Race January 2021-June 2021 (End of Week)



Black White Other Unknown

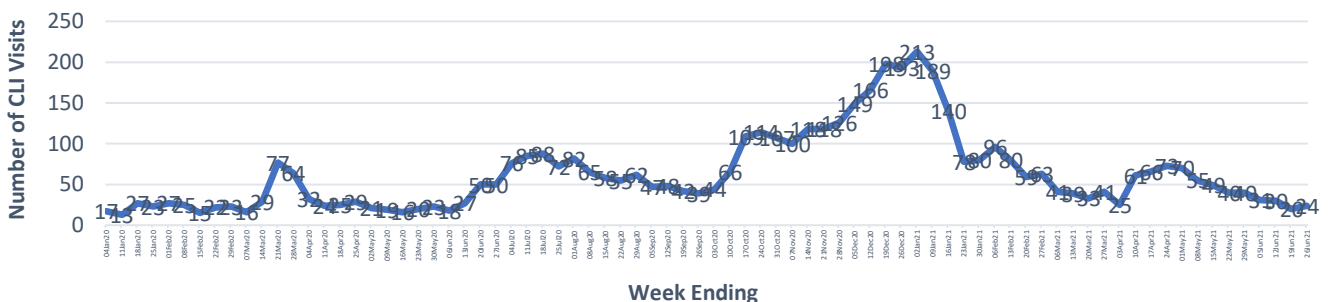
6/20/2021 – 6/26/2021

# Cases via Suspected Community Transmission	55
# Cases via Outbreaks	0

Outbreak Explanation

During the week of 6/20-6/26, there were no cases/patients associated with an outbreak.

COVID-19-Like Illness (CLI) Visits Desoto County, Mississippi Jan. 04, 2020 - June 26, 2021



*Counties with test percent positivity <5.0% or with <20 tests in past 14 days: Green; test percent positivity 5.0%-10.0% or with <500 tests and <2000 tests/100k and >10% positivity over 14 days: Yellow; >10.0% and not meeting the criteria for "Green" or "Yellow": Red. Test positivity is rounded to the nearest tenth of a percent before classifying. Reference: [Centers for Medicare and Medicaid Services](#)

**Provisional Data: Illnesses occurring during the last two weeks may not yet have been reported and/or represented.