

# HINDS COUNTY WEEKLY COVID-19 SNAPSHOT

WEEK ENDING JUNE 26, 2021

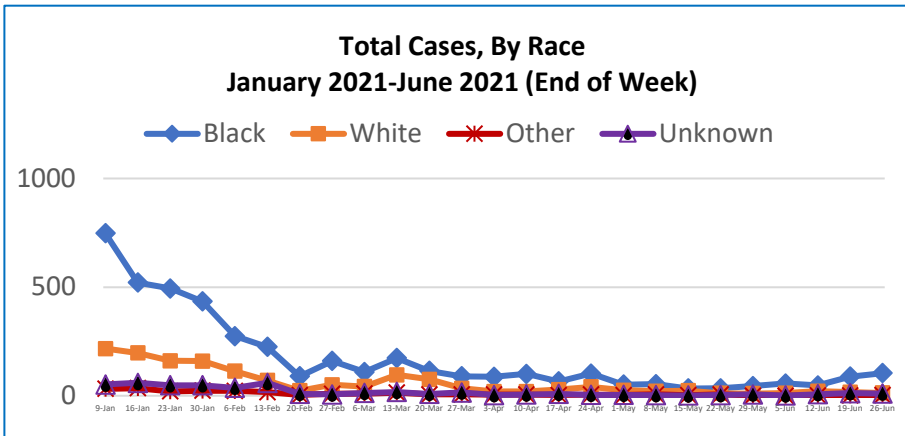
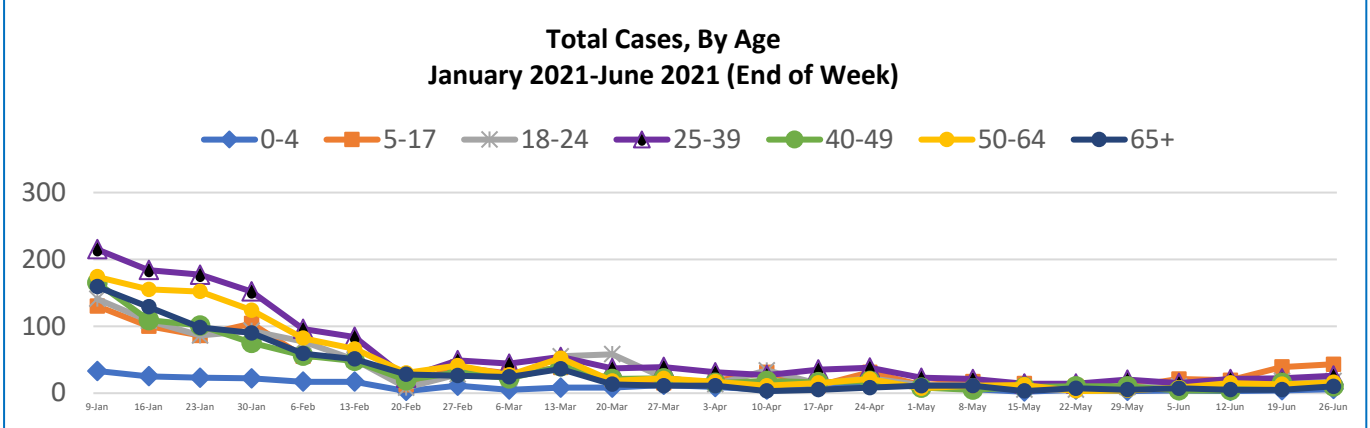
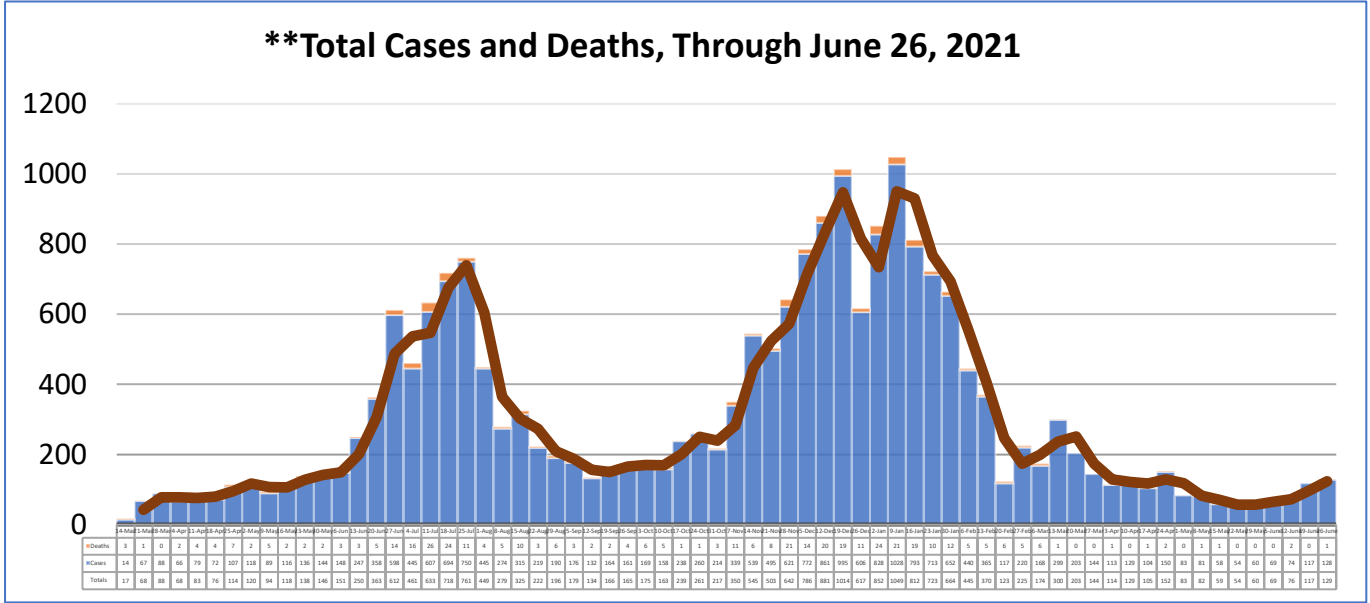


**Total Cases**  
**20,905**

**Total Deaths**  
**424**

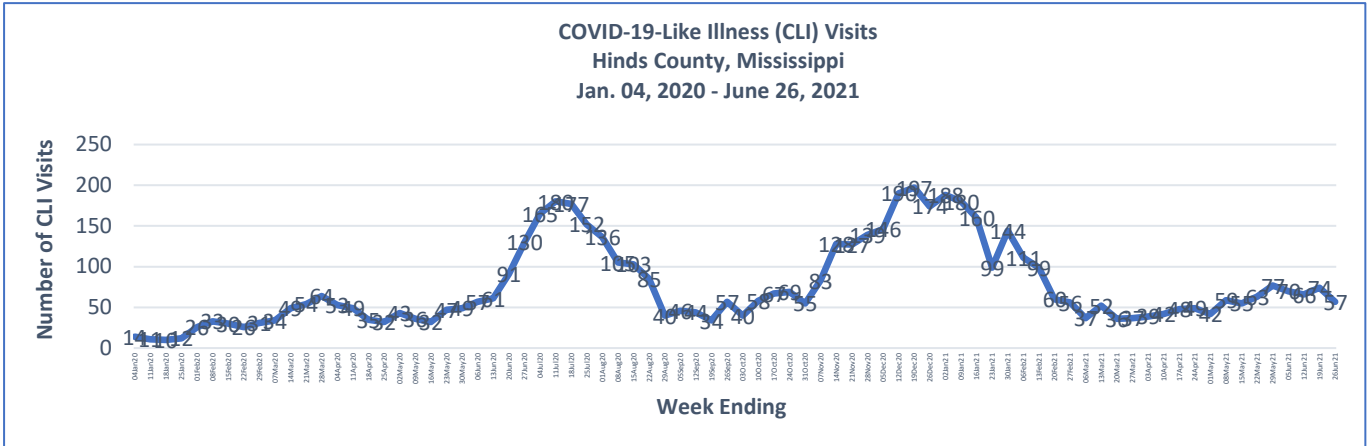
**Total Incidence**  
(cases per 100,000)  
**9017.0**

**\*Test Positivity Rate**  
**5.0%**  
(6/9-6/22)



**6/20/2021 – 6/26/2021**

# Cases via Suspected Community Transmission	125
# Cases via Outbreaks	4
<b>Outbreak Explanation</b>	
During the week of 6/20-6/26, two (2) cases/patients were associated with outbreaks in Long-Term Care Facilities (LTCF); two (2) cases were associated with pending outbreak investigations.	



\*Counties with test percent positivity <5.0% or with <20 tests in past 14 days: Green; test percent positivity 5.0%-10.0% or with <500 tests and <2000 tests/100k and >10% positivity over 14 days: Yellow; >10.0% and not meeting the criteria for "Green" or "Yellow": Red. Test positivity is rounded to the nearest tenth of a percent before classifying. Reference: [Centers for Medicare and Medicaid Services](https://www.cms.gov/medicare/coverage/eligibility/eligibility-guidance)

\*\*Provisional Data: Illnesses occurring during the last two weeks may not yet have been reported and/or represented.