

HUMPHREYS COUNTY WEEKLY COVID-19 SNAPSHOT

WEEK ENDING JUNE 26, 2021



Total Cases

975

Total Deaths

33

Total Incidence

(cases per 100,000)

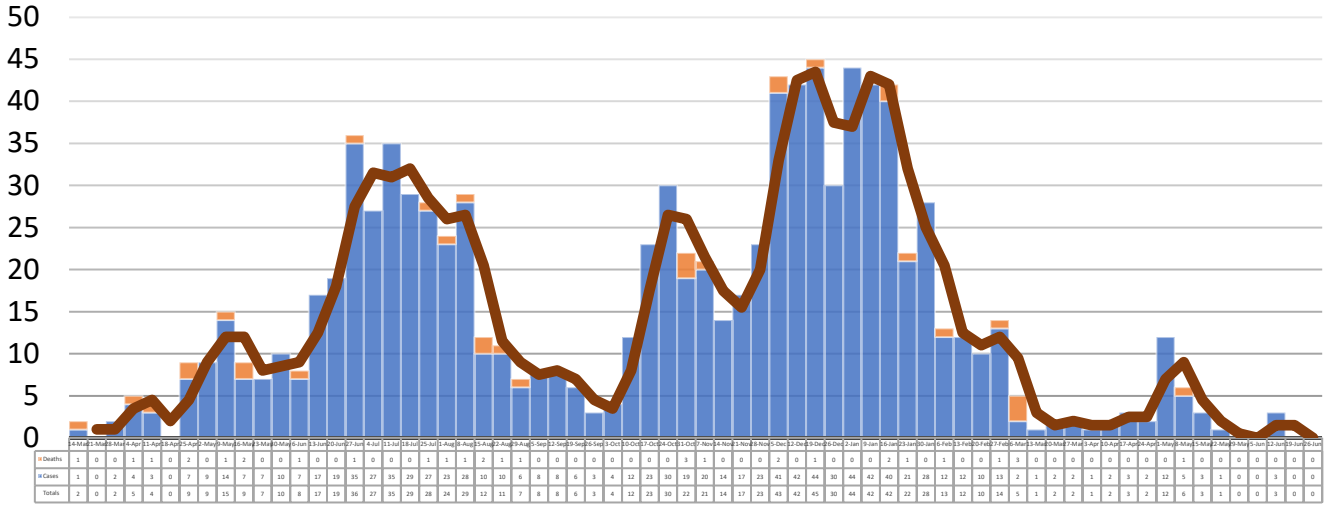
12090.8

*Test Positivity Rate

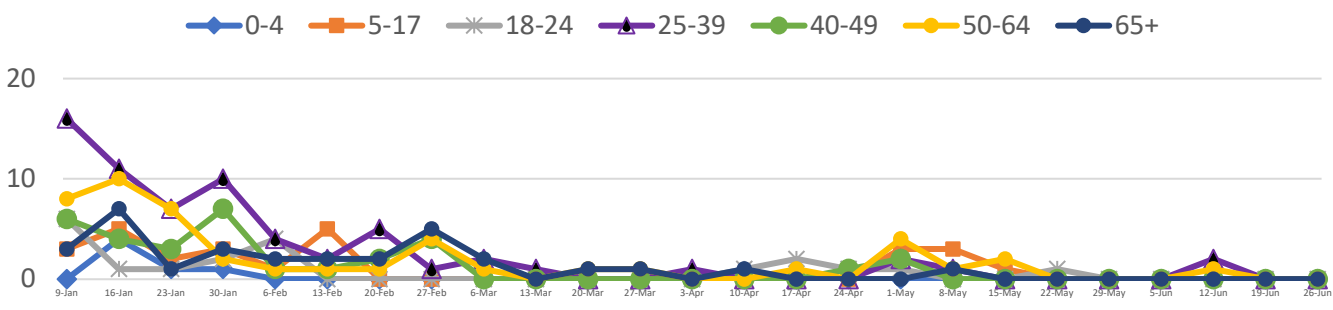
10.3%

(6/9-6/22)

****Total Cases and Deaths, Through June 26, 2021**

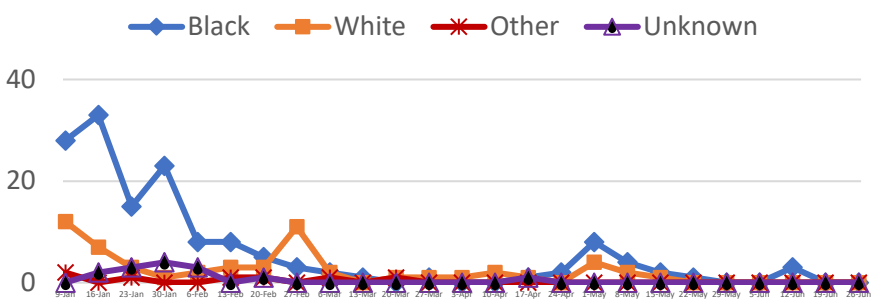


**Total Cases, By Age
January 2021-June 2021 (End of Week)**



Legend: 0-4, 5-17, 18-24, 25-39, 40-49, 50-64, 65+

**Total Cases, By Race
January 2021-June 2021 (End of Week)**



Legend: Black, White, Other, Unknown

6/20/2021 – 6/26/2021

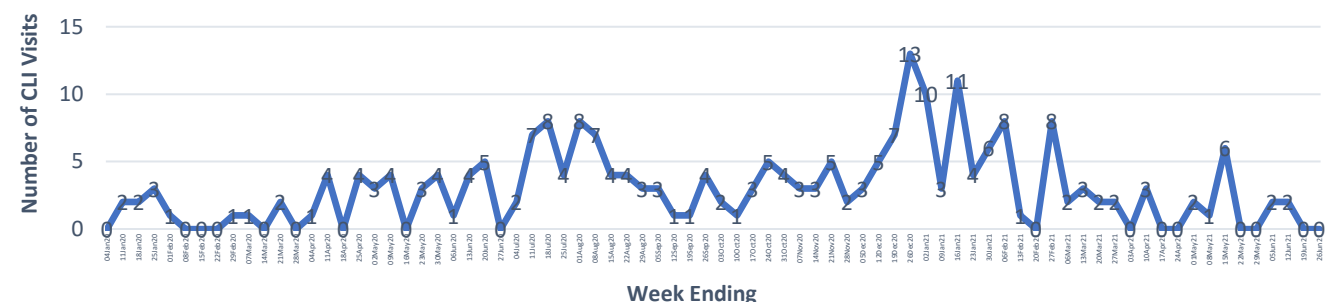
# Cases via Suspected Community Transmission	0
--	---

# Cases via Outbreaks	0
-----------------------	---

Outbreak Explanation

During the week of 6/20-6/26, there were no cases/patients associated with an outbreak.

**COVID-19-Like Illness (CLI) Visits
Humphreys County, Mississippi
Jan. 04, 2020 - June 26, 2021**



*Counties with test percent positivity <5.0% or with <20 tests in past 14 days: Green; test percent positivity 5.0%-10.0% or with <500 tests and <2000 tests/100k and >10% positivity over 14 days: Yellow; >10.0% and not meeting the criteria for "Green" or "Yellow": Red. Test positivity is rounded to the nearest tenth of a percent before classifying. Reference: [Centers for Medicare and Medicaid Services](https://www.cdc.gov/medicaidandmedicare/)

**Provisional Data: Illnesses occurring during the last two weeks may not yet have been reported and/or represented.