

# JEFFERSON COUNTY WEEKLY COVID-19 SNAPSHOT

WEEK ENDING JUNE 26, 2021



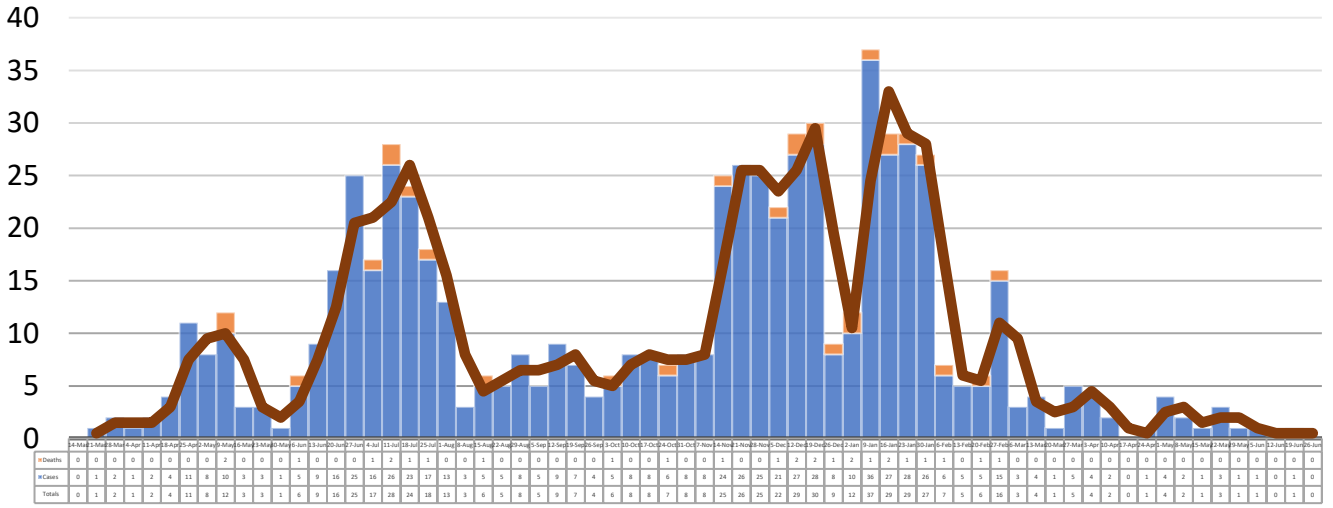
**Total Cases**  
**663**

**Total Deaths**  
**28**

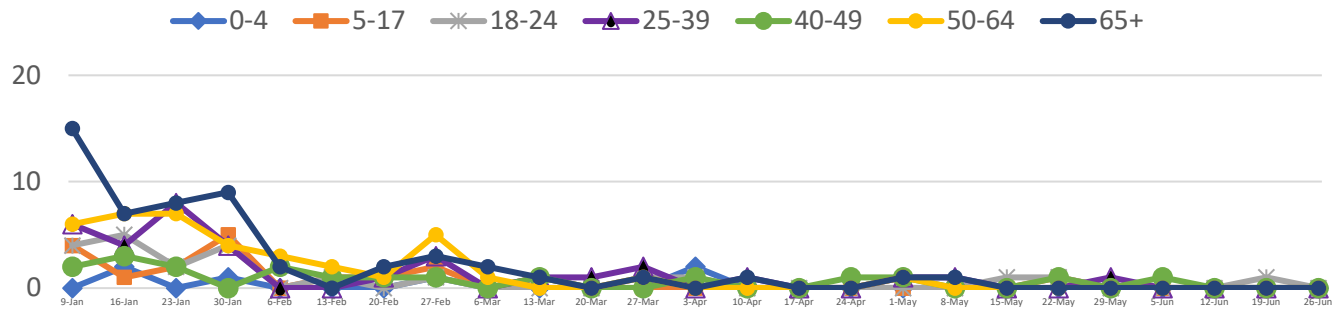
**Total Incidence**  
(cases per 100,000)  
**9485.0**

**\*Test Positivity Rate**  
**2.1%**  
(6/9-6/22)

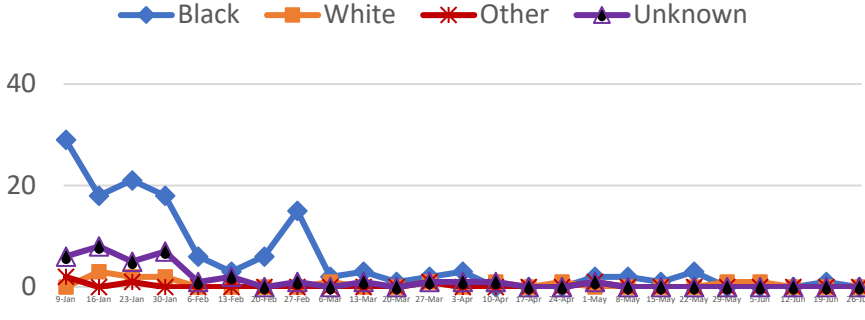
**\*\*Total Cases and Deaths, Through June 26, 2021**



**Total Cases, By Age**  
January 2021-June 2021 (End of Week)

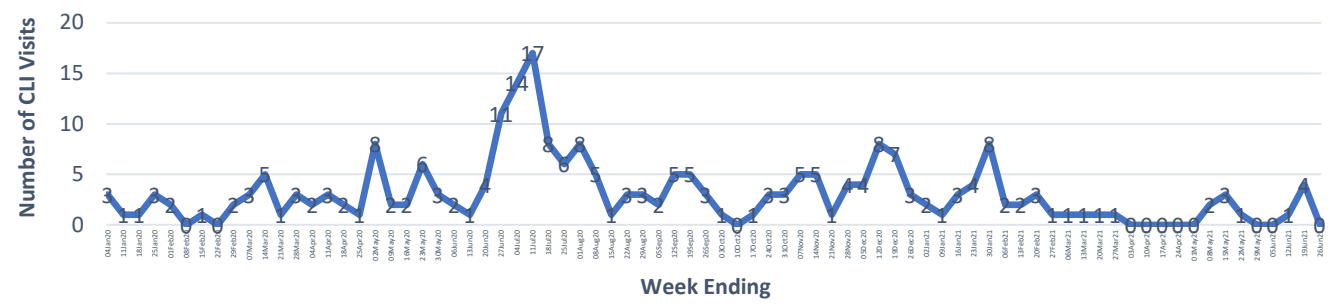


**Total Cases, By Race**  
January 2021-June 2021 (End of Week)



6/20/2021 – 6/26/2021	
# Cases via Suspected Community Transmission	0
# Cases via Outbreaks	0
<b>Outbreak Explanation</b>	
During the week of 6/20-6/26, there were no cases/patients associated with an outbreak.	

**COVID-19-Like Illness (CLI) Visits**  
Jefferson County, Mississippi  
Jan. 04, 2020 - June 26, 2021



\*Counties with test percent positivity <5.0% or with <20 tests in past 14 days: Green; test percent positivity 5.0%-10.0% or with <500 tests and <2000 tests/100k and >10% positivity over 14 days: Yellow; >10.0% and not meeting the criteria for "Green" or "Yellow": Red. Test positivity is rounded to the nearest tenth of a percent before classifying. Reference: [Centers for Medicare and Medicaid Services](#)

\*\*Provisional Data: Illnesses occurring during the last two weeks may not yet have been reported and/or represented.