

PRENTISS COUNTY WEEKLY COVID-19 SNAPSHOT

WEEK ENDING JUNE 26, 2021



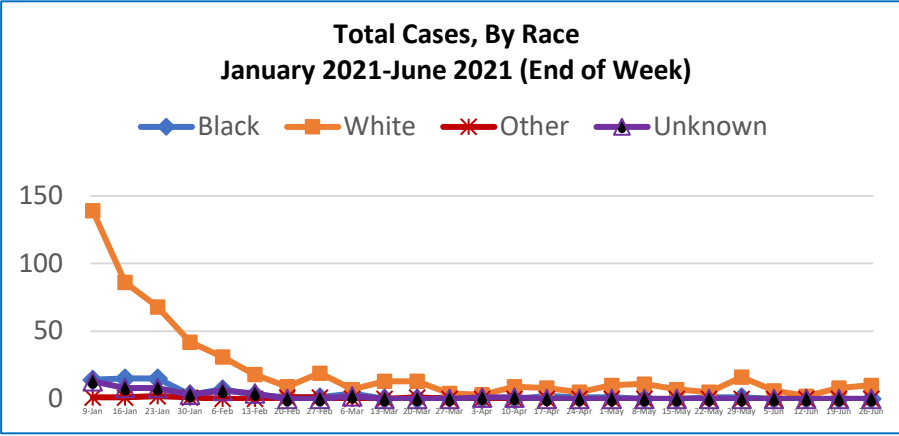
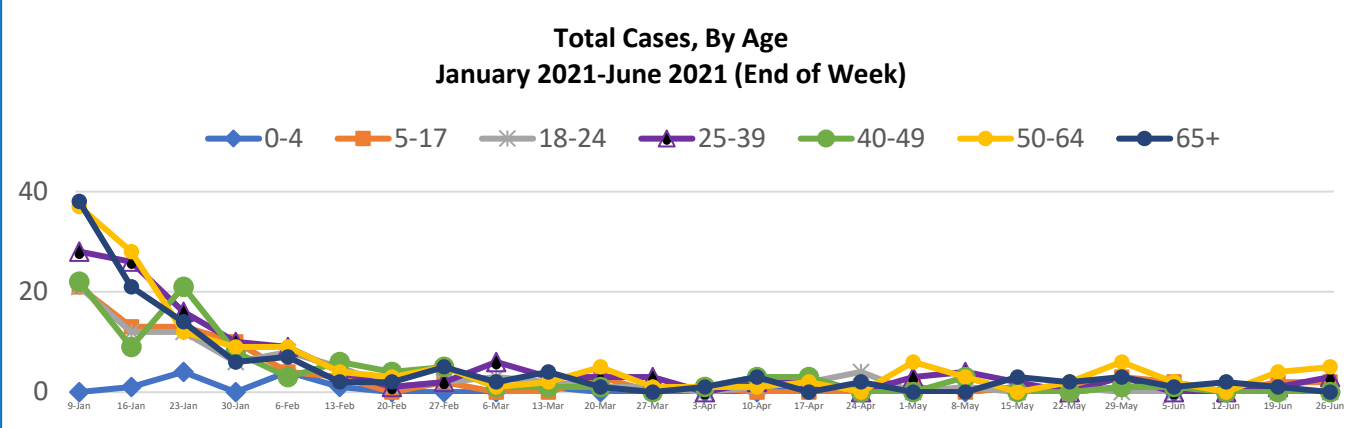
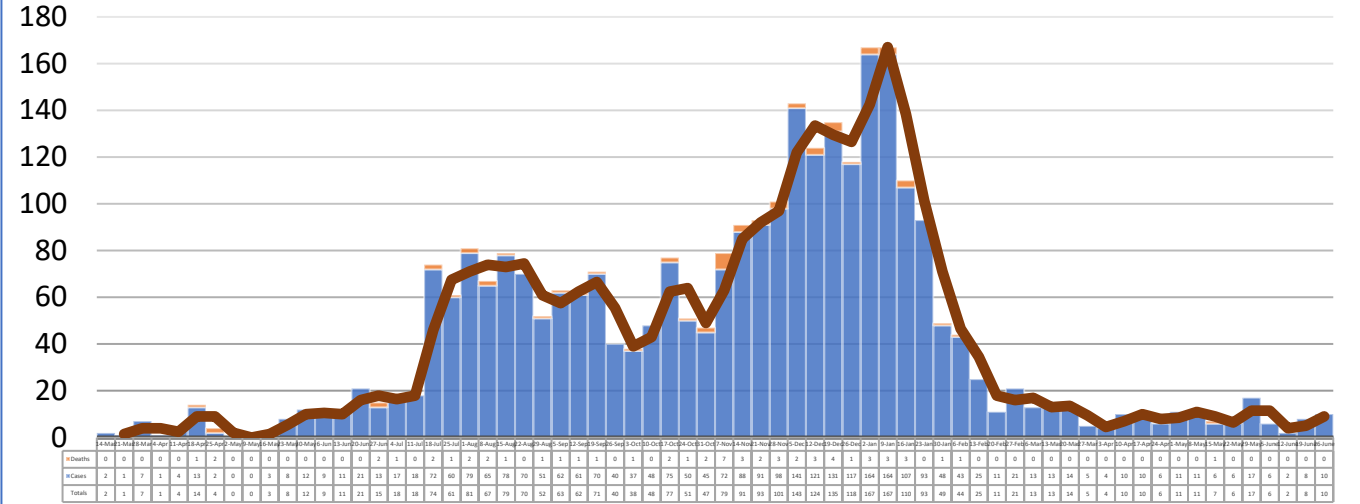
Total Cases
2854

Total Deaths
61

Total Incidence
(cases per 100,000)
11358.8

***Test Positivity Rate**
3.2%
(6/9-6/22)

****Total Cases and Deaths, Through June 26, 2021**

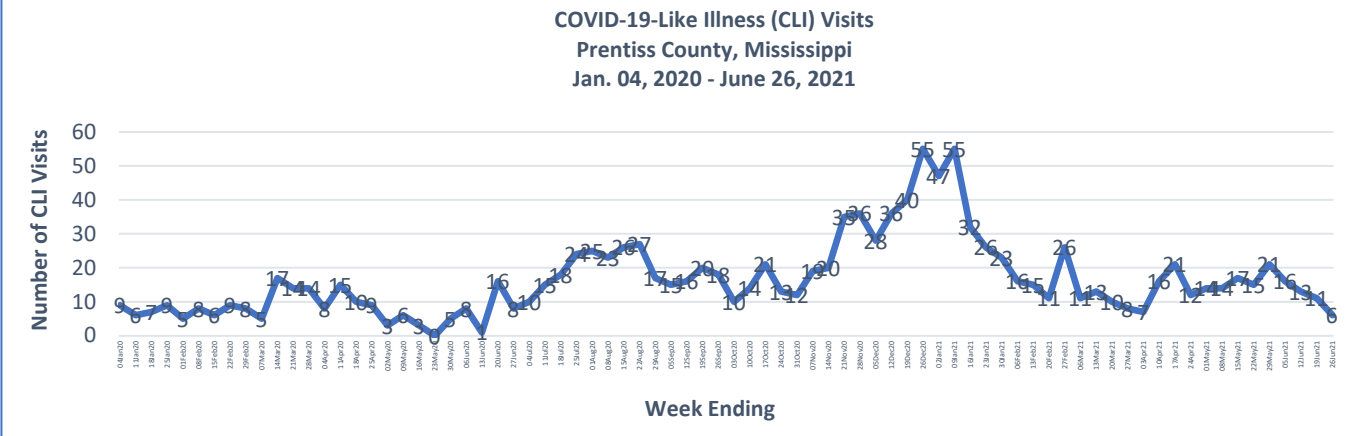


6/20/2021 – 6/26/2021

# Cases via Suspected Community Transmission	10
# Cases via Outbreaks	0

Outbreak Explanation

During the week of 6/20-6/26, there were no cases/patients associated with an outbreak.



*Counties with test percent positivity <5.0% or with <20 tests in past 14 days: Green; test percent positivity 5.0%-10.0% or with <500 tests and <2000 tests/100k and >10% positivity over 14 days: Yellow; >10.0% and not meeting the criteria for "Green" or "Yellow": Red. Test positivity is rounded to the nearest tenth of a percent before classifying. Reference: [Centers for Medicare and Medicaid Services](#)

**Provisional Data: Illnesses occurring during the last two weeks may not yet have been reported and/or represented.