

HINDS COUNTY WEEKLY COVID-19 SNAPSHOT

WEEK ENDING JULY 3, 2021

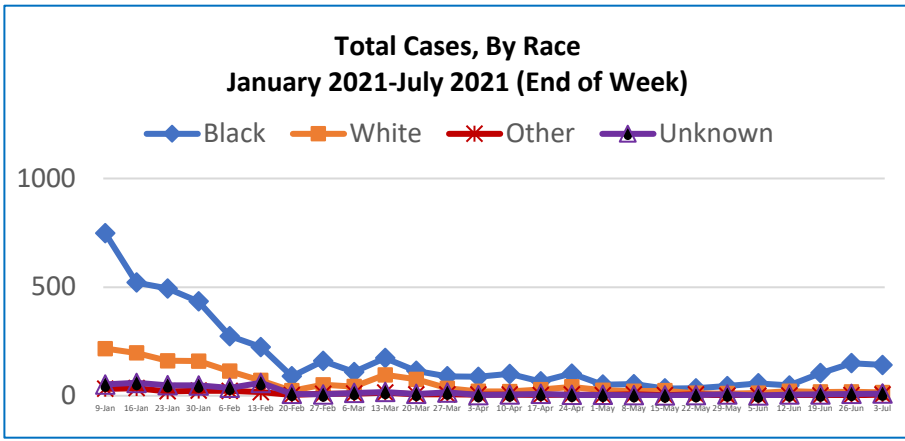
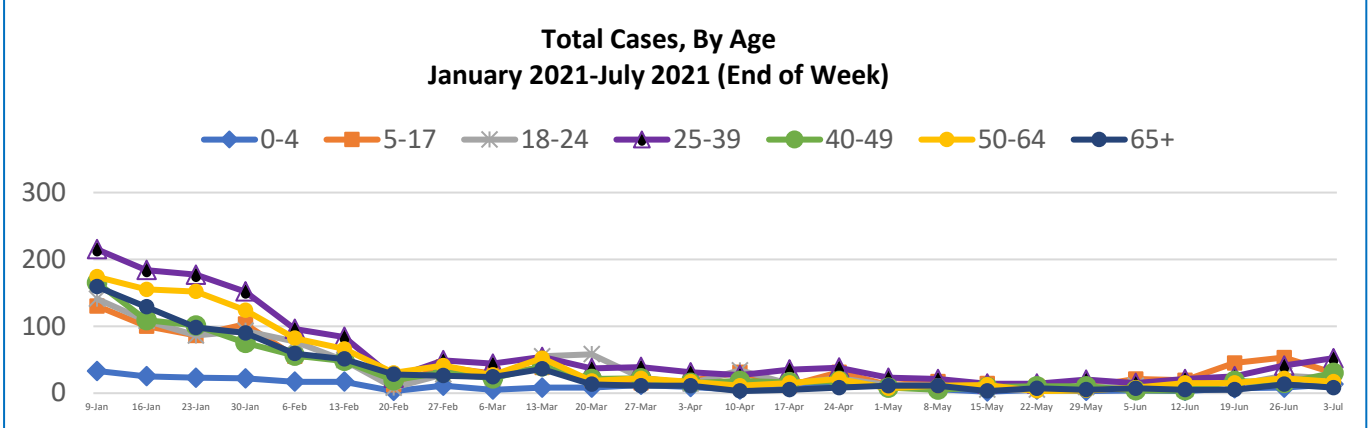
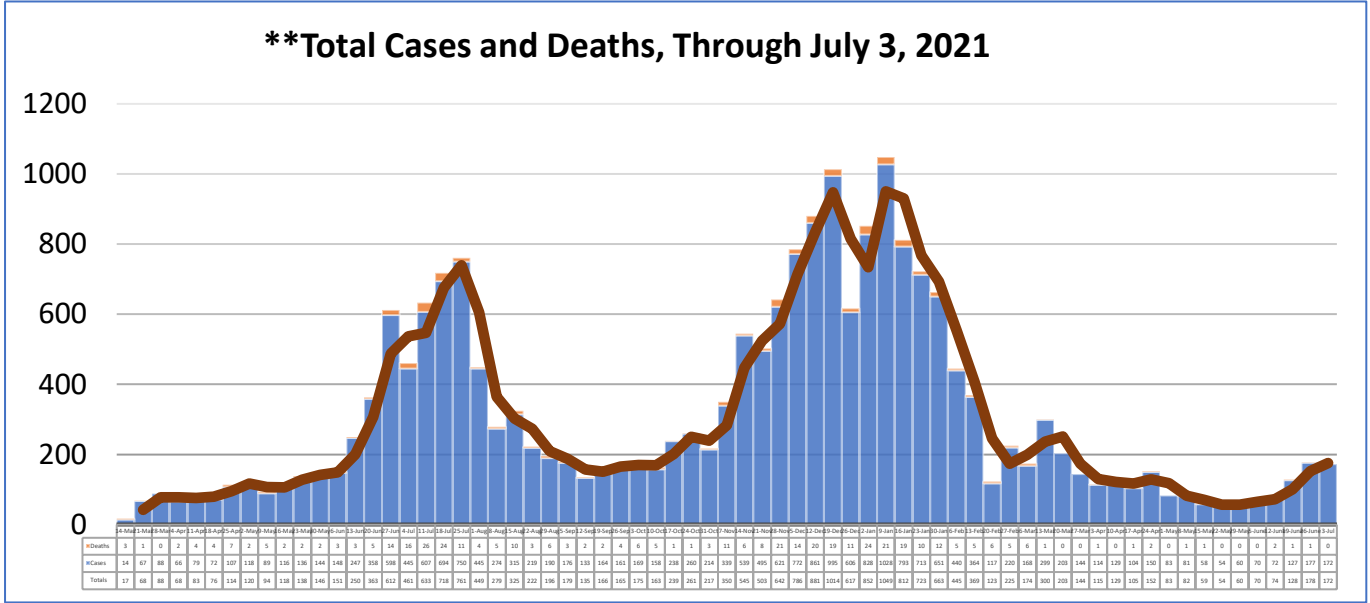


Total Cases
21,136

Total Deaths
425

Total Incidence
(cases per 100,000)
9116.6

***Test Positivity Rate**
6.7%
(6/15-6/28)

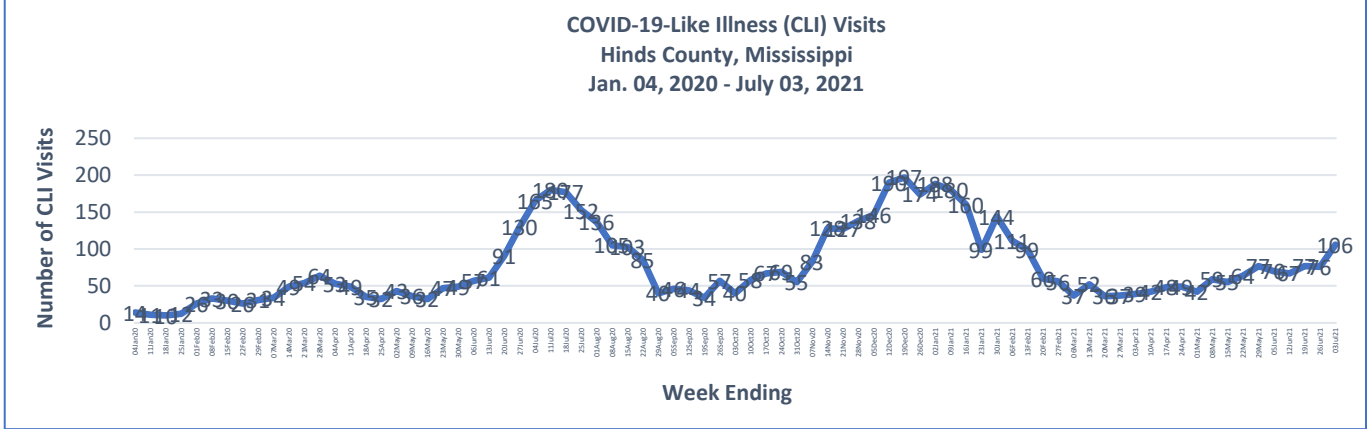


6/27/2021 – 7/3/2021

# Cases via Suspected Community Transmission	169
# Cases via Outbreaks	3

Outbreak Explanation

During the week of 6/27-7/3, one (1) case/patient was associated with an outbreak in a Long-Term Care Facility (LTCF); two (2) cases were associated with pending outbreak investigations.



*Counties with test percent positivity <5.0% or with <20 tests in past 14 days: Green; test percent positivity 5.0%-10.0% or with <500 tests and <2000 tests/100k and >10% positivity over 14 days: Yellow; >10.0% and not meeting the criteria for "Green" or "Yellow": Red. Test positivity is rounded to the nearest tenth of a percent before classifying. Reference: [Centers for Medicare and Medicaid Services](https://www.cms.gov/medicare/medicaid-support/quality-improvement/medicaid-coverage)

**Provisional Data: Illnesses occurring during the last two weeks may not yet have been reported and/or represented.