

# JEFFERSON COUNTY WEEKLY COVID-19 SNAPSHOT

WEEK ENDING JULY 3, 2021



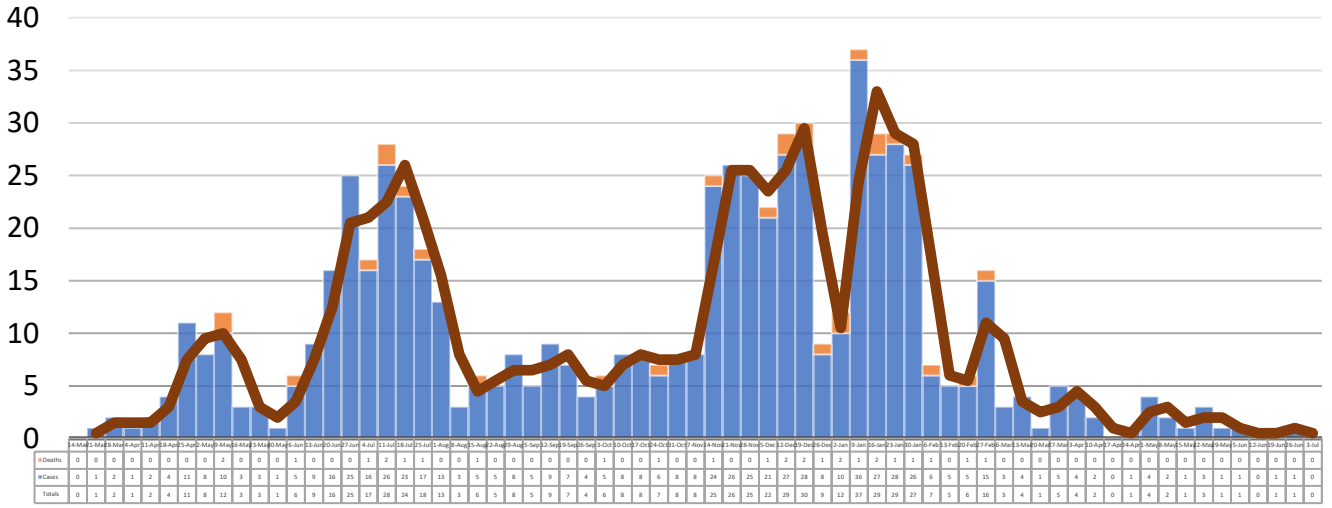
**Total Cases**  
**664**

**Total Deaths**  
**28**

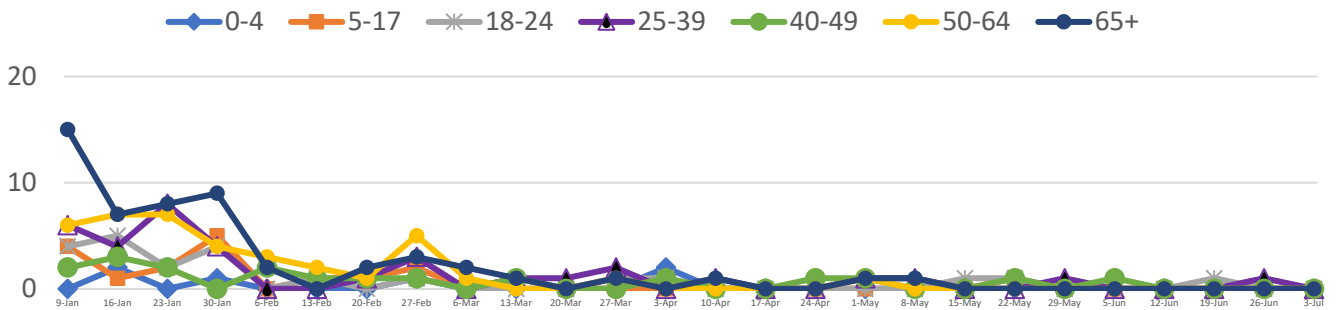
**Total Incidence**  
(cases per 100,000)  
**9499.3**

**\*Test Positivity Rate**  
**2.5%**  
(6/15-6/28)

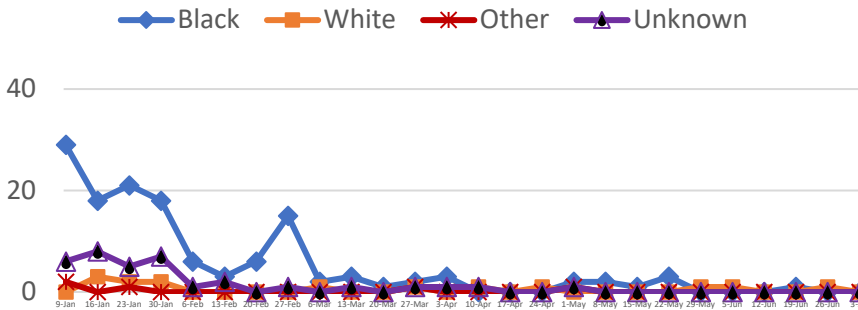
## \*\*Total Cases and Deaths, Through July 3, 2021



## Total Cases, By Age January 2021-July 2021 (End of Week)



## Total Cases, By Race January 2021-July 2021 (End of Week)



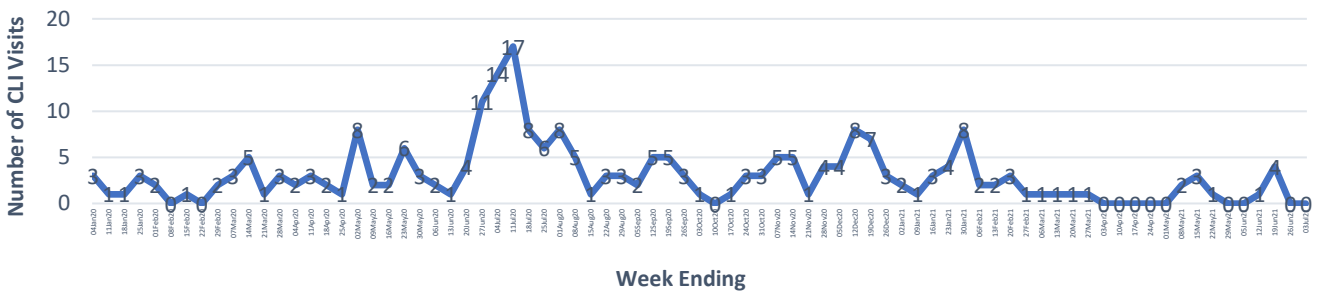
### 6/27/2021 – 7/3/2021

|  |   |
|--|---|
| # Cases via Suspected Community Transmission | 0 |
| # Cases via Outbreaks                        | 0 |

#### Outbreak Explanation

During the week of 6/27-7/3, there were no cases/patients associated with an outbreak.

## COVID-19-Like Illness (CLI) Visits Jefferson County, Mississippi Jan. 04, 2020 - July 03, 2021



\*Counties with test percent positivity <5.0% or with <20 tests in past 14 days: Green; test percent positivity 5.0%-10.0% or with <500 tests and <2000 tests/100k and >10% positivity over 14 days: Yellow; >10.0% and not meeting the criteria for "Green" or "Yellow": Red. Test positivity is rounded to the nearest tenth of a percent before classifying. Reference: [Centers for Medicare and Medicaid Services](#)

\*\*Provisional Data: Illnesses occurring during the last two weeks may not yet have been reported and/or represented.