

# LEAKE COUNTY WEEKLY COVID-19 SNAPSHOT

WEEK ENDING JULY 3, 2021



Total Cases

2734

Total Deaths

74

Total Incidence

(cases per 100,000)

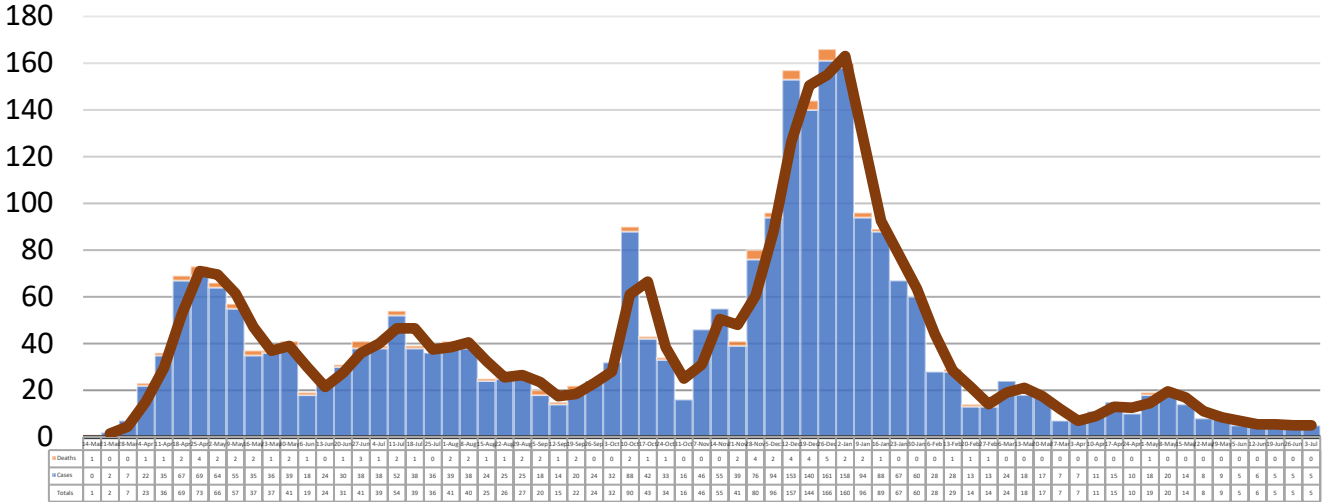
11998.6

\*Test Positivity Rate

5.7%

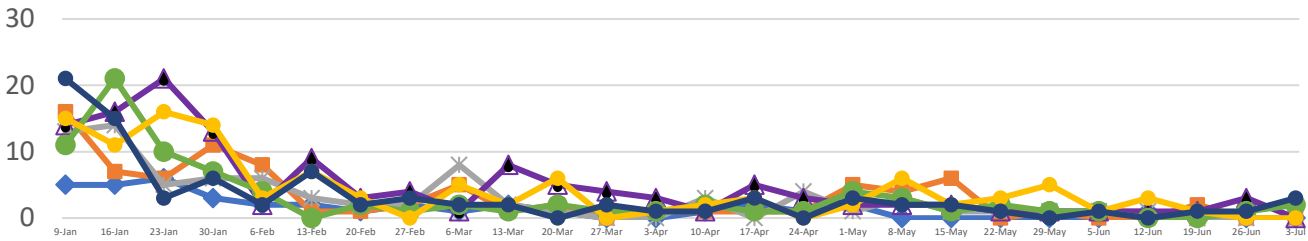
(6/15-6/28)

\*\*Total Cases and Deaths, Through July 3, 2021



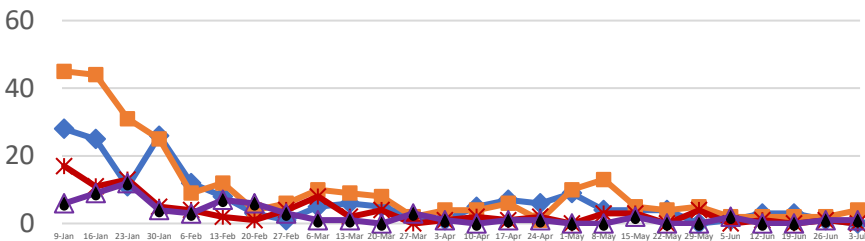
Total Cases, By Age  
January 2021-July 2021 (End of Week)

0-4 5-17 18-24 25-39 40-49 50-64 65+



Total Cases, By Race  
January 2021-July 2021 (End of Week)

Black White Other Unknown



6/27/2021 – 7/3/2021

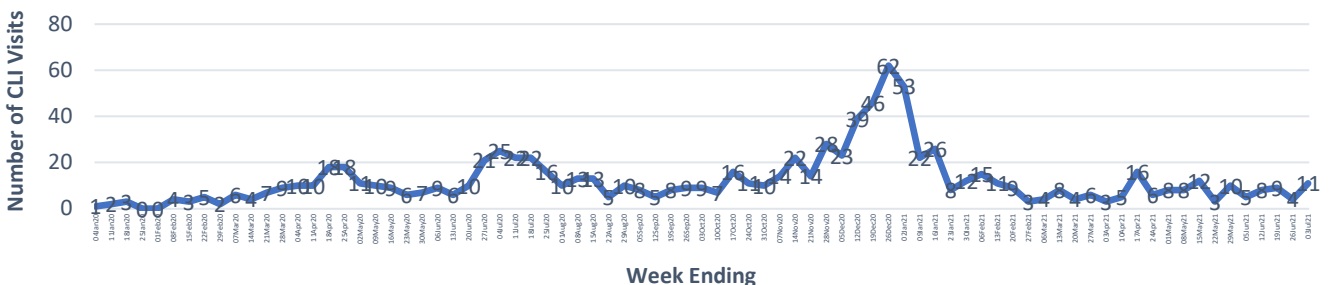
# Cases via Suspected Community Transmission	5
--	---

# Cases via Outbreaks	0
-----------------------	---

**Outbreak Explanation**

During the week of 6/27-7/3, there were no cases/patients associated with an outbreak.

COVID-19-Like Illness (CLI) Visits  
Leake County, Mississippi  
Jan. 04, 2020 - July 03, 2021



\*Counties with test percent positivity <5.0% or with <20 tests in past 14 days: Green; test percent positivity 5.0%-10.0% or with <500 tests and <2000 tests/100k and >10% positivity over 14 days: Yellow; >10.0% and not meeting the criteria for "Green" or "Yellow": Red. Test positivity is rounded to the nearest tenth of a percent before classifying. Reference: [Centers for Medicare and Medicaid Services](#)

\*\*Provisional Data: Illnesses occurring during the last two weeks may not yet have been reported and/or represented.