

PRENTISS COUNTY WEEKLY COVID-19 SNAPSHOT

WEEK ENDING JULY 3, 2021

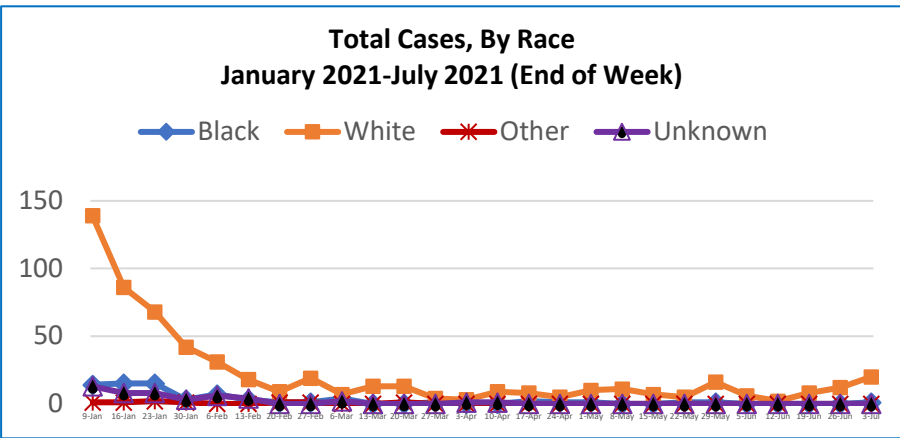
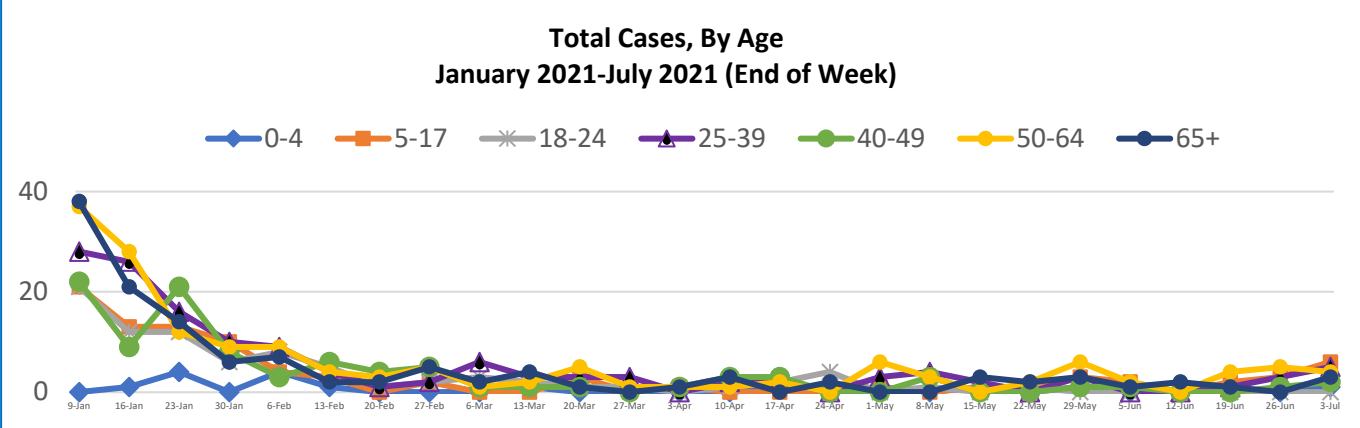
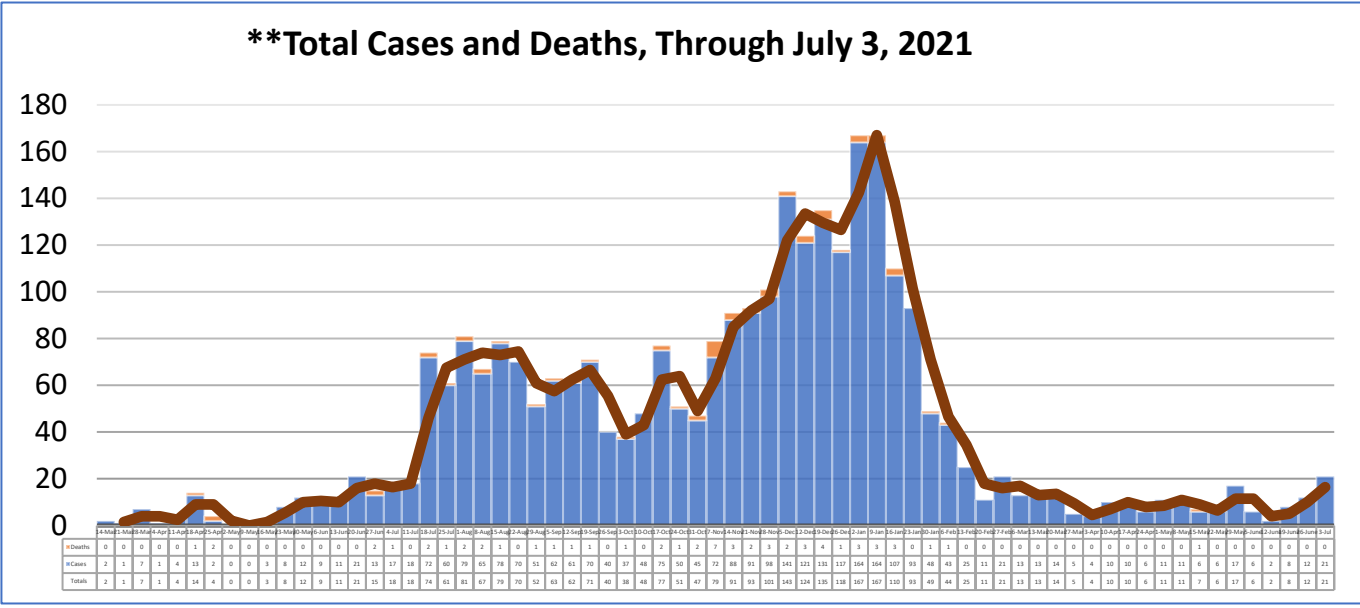


Total Cases
2877

Total Deaths
61

Total Incidence
(cases per 100,000)
11450.3

***Test Positivity Rate**
4.4%
(6/15-6/28)

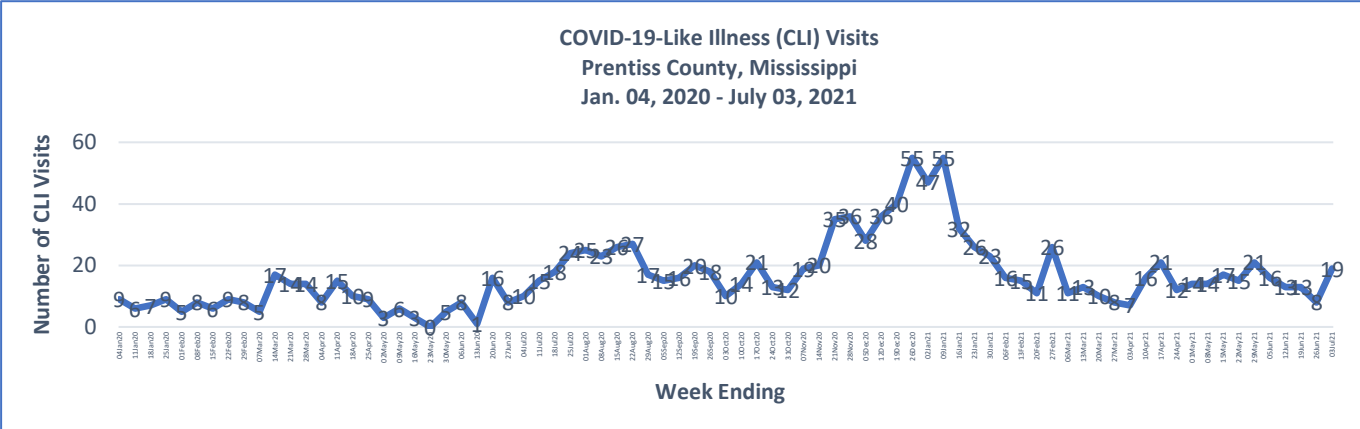


6/27/2021 – 7/3/2021

| | |
|--|----|
| # Cases via Suspected Community Transmission | 21 |
| # Cases via Outbreaks | 0 |

Outbreak Explanation

During the week of 6/27-7/3, there were no cases/patients associated with an outbreak.



*Counties with test percent positivity <5.0% or with <20 tests in past 14 days: Green; test percent positivity 5.0%-10.0% or with <500 tests and <2000 tests/100k and >10% positivity over 14 days: Yellow; >10.0% and not meeting the criteria for "Green" or "Yellow": Red. Test positivity is rounded to the nearest tenth of a percent before classifying. Reference: [Centers for Medicare and Medicaid Services](https://www.cms.gov/medicare/medicaid-support/quality-improvement/medicaid-quality-improvement)

**Provisional Data: Illnesses occurring during the last two weeks may not yet have been reported and/or represented.