

TATE COUNTY WEEKLY COVID-19 SNAPSHOT

WEEK ENDING JULY 3, 2021



Total Cases

3436

Total Deaths

87

Total Incidence

(cases per 100,000)

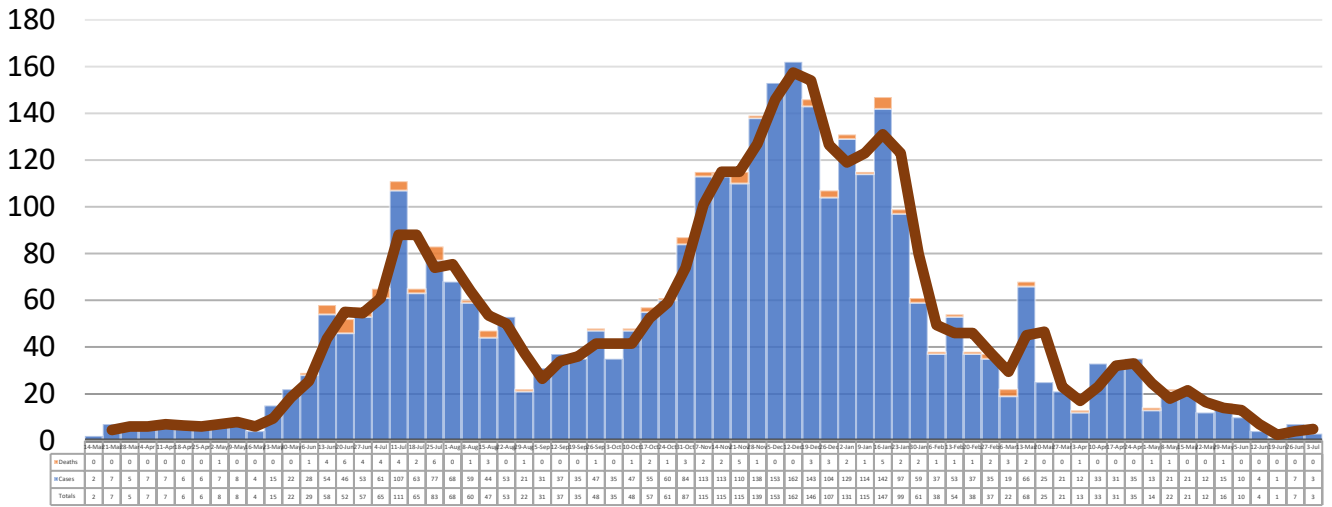
12132.3

*Test Positivity Rate

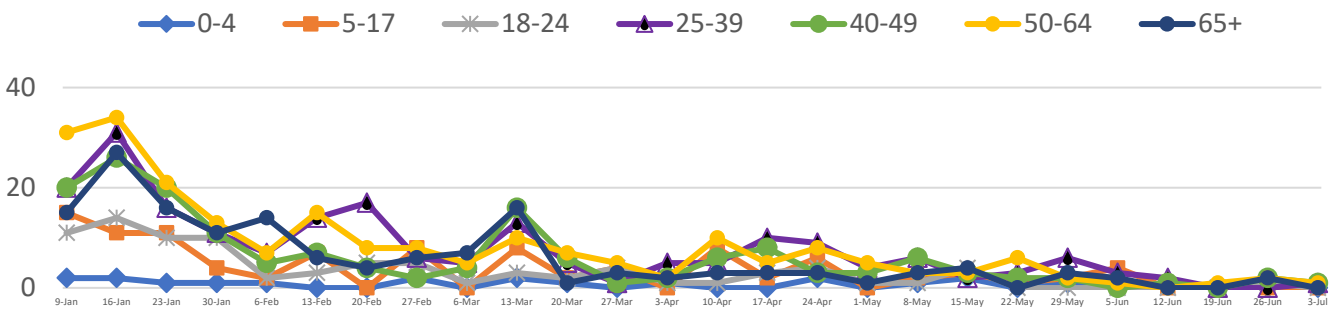
1.2%

(6/15-6/28)

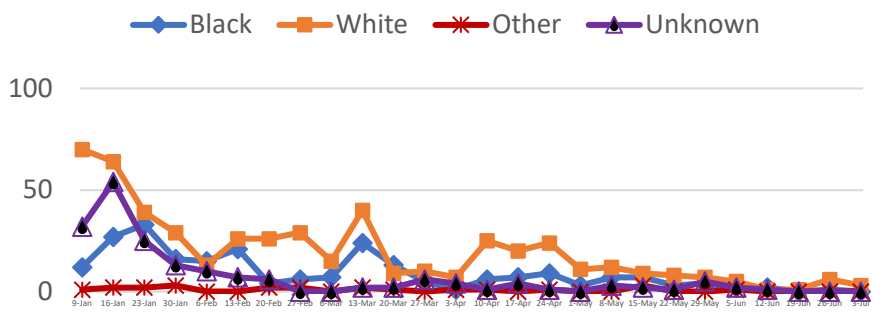
**Total Cases and Deaths, Through July 3, 2021



Total Cases, By Age January 2021-July 2021 (End of Week)

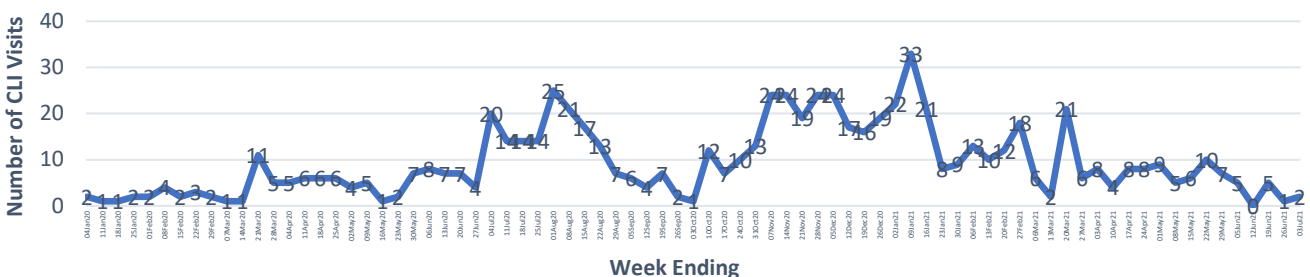


Total Cases, By Race January 2021-July 2021 (End of Week)



6/27/2021 – 7/3/2021	
# Cases via Suspected Community Transmission	3
# Cases via Outbreaks	0
Outbreak Explanation	
During the week of 6/27-7/3, there were no cases/patients associated with an outbreak.	

COVID-19-Like Illness (CLI) Visits Tate County, Mississippi Jan. 04, 2020 - July 03, 2021



*Counties with test percent positivity <5.0% or with <20 tests in past 14 days: Green; test percent positivity 5.0%-10.0% or with <500 tests and <2000 tests/100k and >10% positivity over 14 days: Yellow; >10.0% and not meeting the criteria for "Green" or "Yellow": Red. Test positivity is rounded to the nearest tenth of a percent before classifying. Reference: [Centers for Medicare and Medicaid Services](https://www.cms.gov/medicare/medicaid-support/medicaid-eligibility)

**Provisional Data: Illnesses occurring during the last two weeks may not yet have been reported and/or represented.