

HINDS COUNTY WEEKLY COVID-19 SNAPSHOT

WEEK ENDING JULY 10, 2021

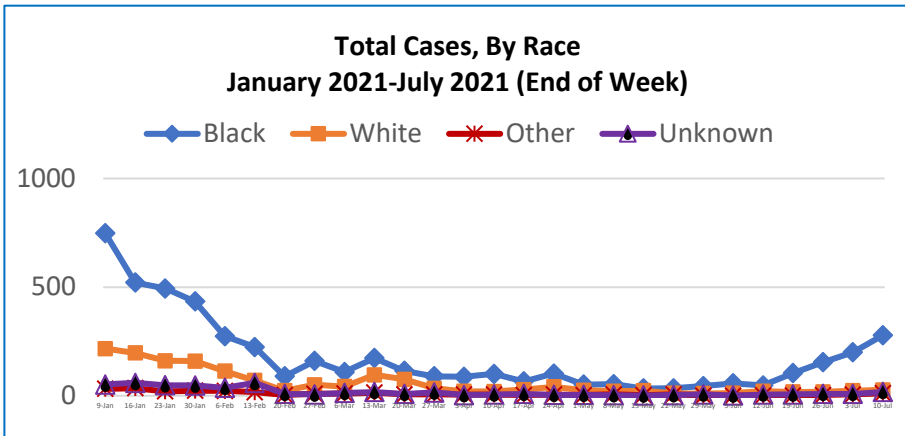
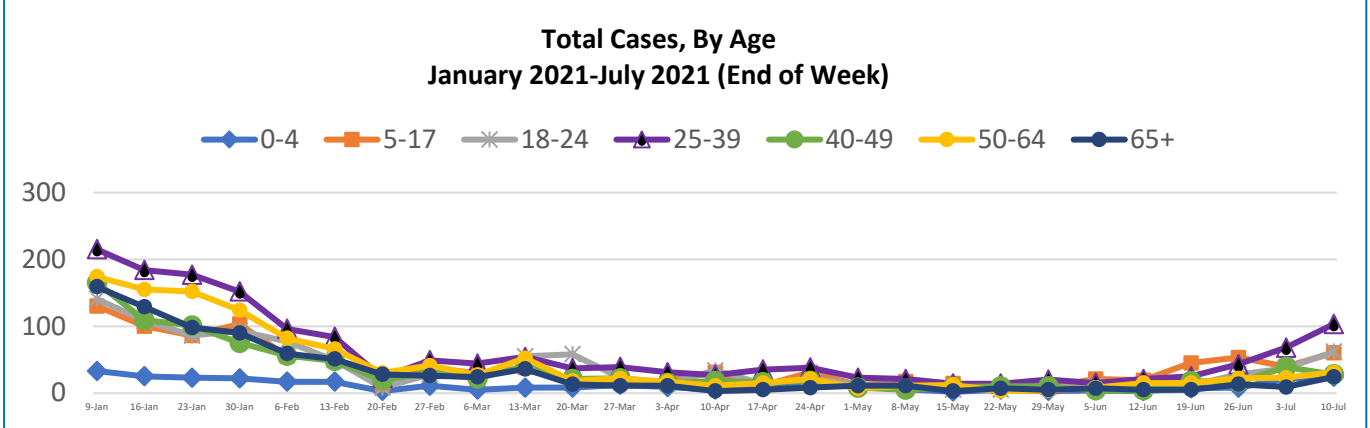
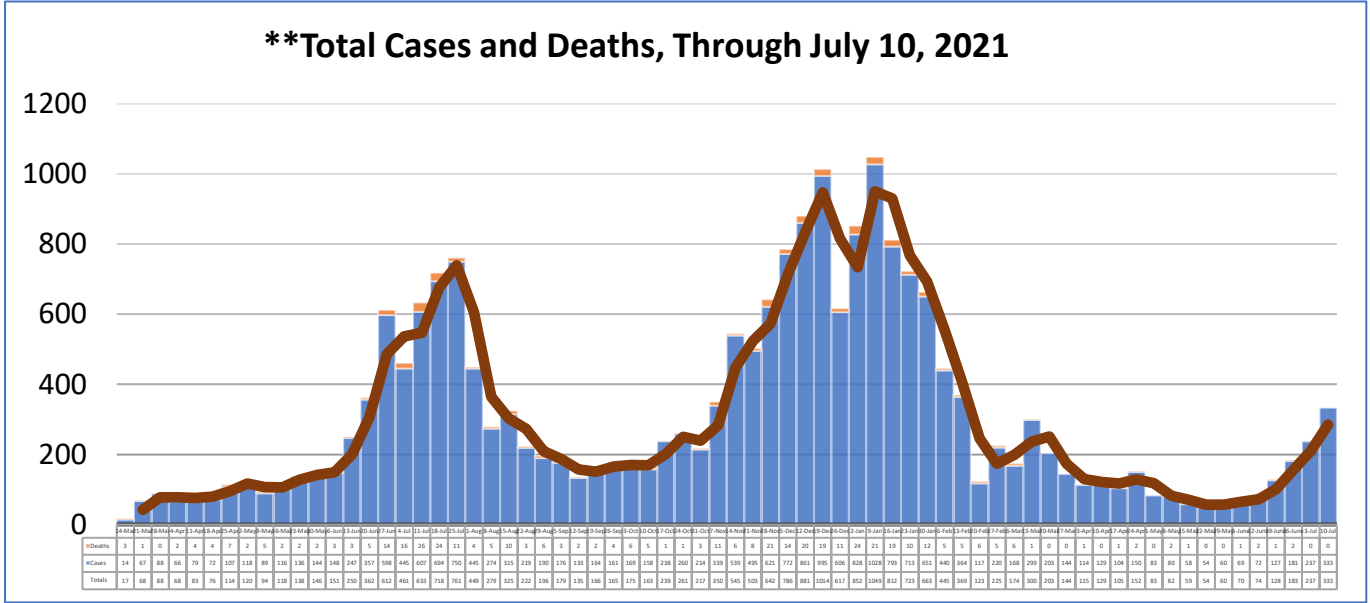


Total Cases
21,538

Total Deaths
428

Total Incidence
(cases per 100,000)
9290.0

***Test Positivity Rate**
9.1%
(6/23-7/6)

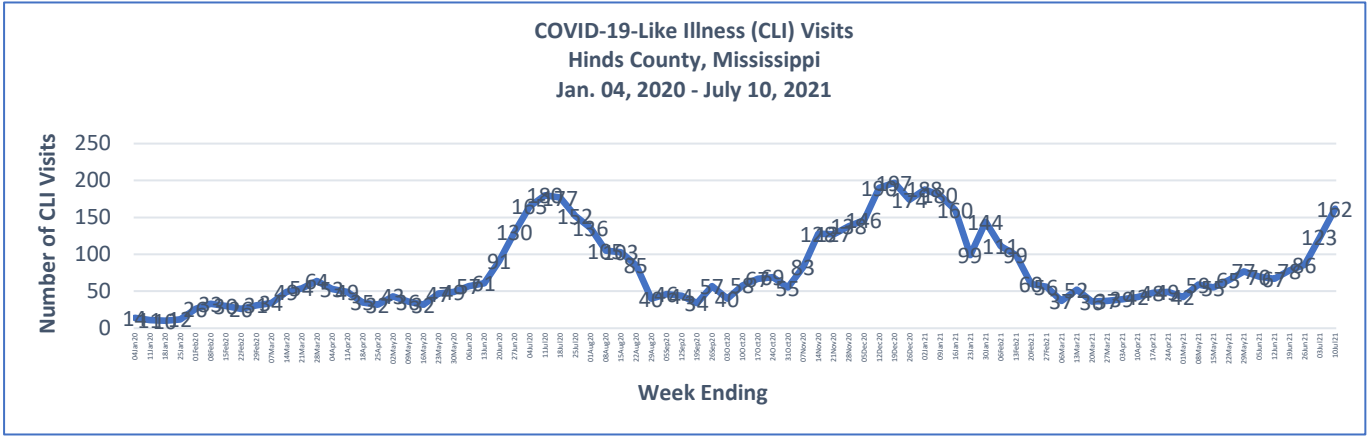


7/4/2021 – 7/10/2021

# Cases via Suspected Community Transmission	315
# Cases via Outbreaks	18

Outbreak Explanation

During the week of 7/4-7/10, nine (9) cases/patients were associated with an outbreak in a correctional facility; six (6) cases were associated with an outbreak in a residential care facility; one (1) case was associated with an outbreak in a Long-Term Care Facility (LTCF); two (2) cases were associated with pending outbreak investigations.



*Counties with test percent positivity <5.0% or with <20 tests in past 14 days: Green; test percent positivity 5.0%-10.0% or with <500 tests and <2000 tests/100k and >10% positivity over 14 days: Yellow; >10.0% and not meeting the criteria for "Green" or "Yellow": Red. Test positivity is rounded to the nearest tenth of a percent before classifying. Reference: [Centers for Medicare and Medicaid Services](https://www.cdc.gov/medicaidandmedicare/)

**Provisional Data: Illnesses occurring during the last two weeks may not yet have been reported and/or represented.