

# LAUDERDALE COUNTY WEEKLY COVID-19 SNAPSHOT

WEEK ENDING JULY 10, 2021



Total Cases

**7301**

Total Deaths

**243**

Total Incidence

(cases per 100,000)

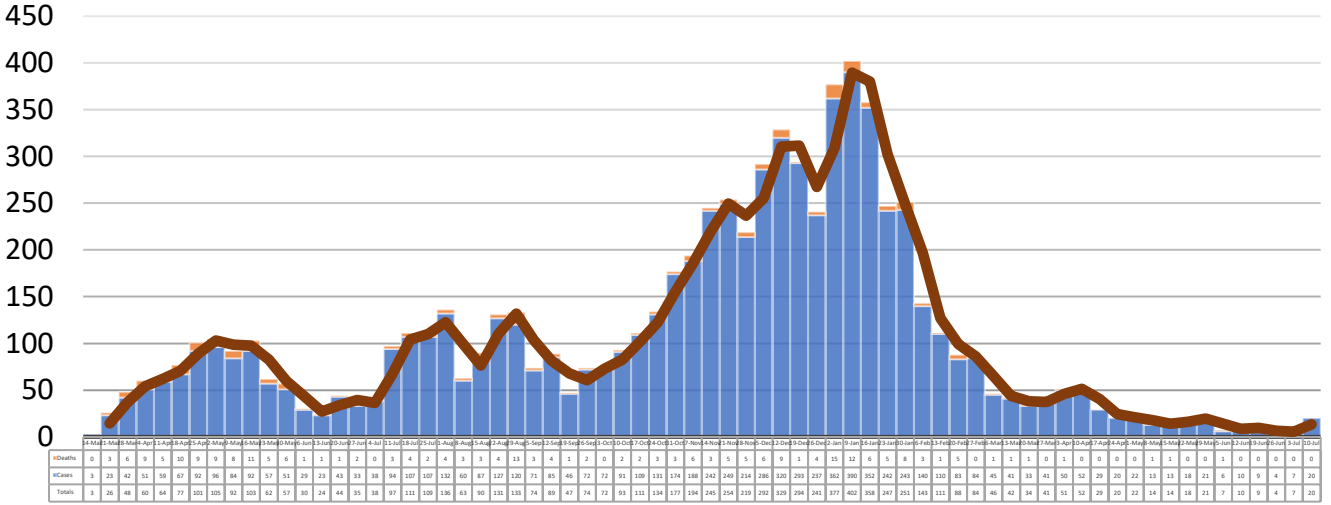
**9849.6**

\*Test Positivity Rate

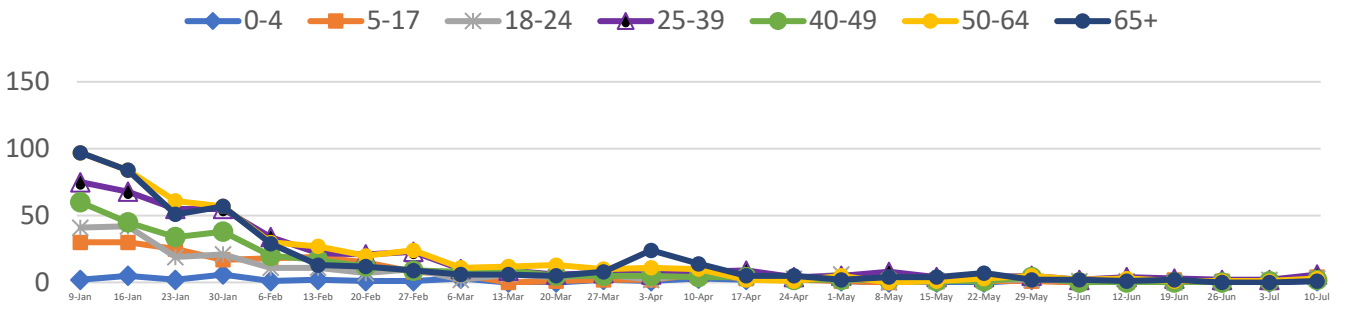
**1.1%**

(6/23-7/6)

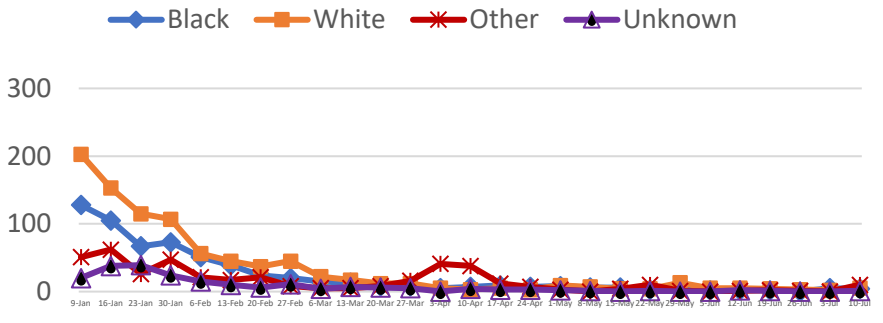
## \*\*Total Cases and Deaths, Through July 10, 2021



## Total Cases, By Age January 2021-July 2021 (End of Week)



## Total Cases, By Race January 2021-July 2021 (End of Week)



## 7/4/2021 – 7/10/2021

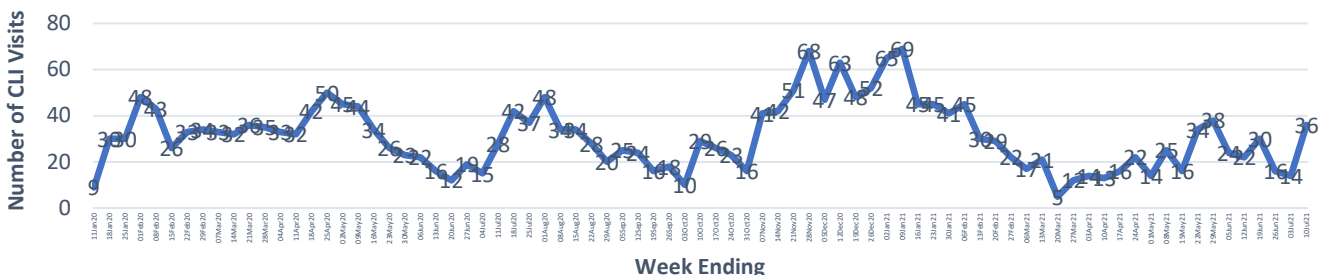
# Cases via Suspected Community Transmission: **18**

# Cases via Outbreaks: **2**

### Outbreak Explanation

During the week of 7/4-7/10, two (2) cases/patients were associated with outbreaks in Long-Term Care Facilities (LTCF).

## COVID-19-Like Illness (CLI) Visits Lauderdale County, Mississippi Jan. 04, 2020 - July 10, 2021



\*Counties with test-percent positivity <5.0% or with <20 tests in past 14 days: Green; test percent positivity 5.0%-10.0% or with <500 tests and <2000 tests/100k and >10% positivity over 14 days: Yellow; >10.0% and not meeting the criteria for "Green" or "Yellow": Red. Test positivity is rounded to the nearest tenth of a percent before classifying. Reference: [Centers for Medicare and Medicaid Services](#)

\*\*Provisional Data: Illnesses occurring during the last two weeks may not yet have been reported and/or represented.