

SIMPSON COUNTY WEEKLY COVID-19 SNAPSHOT

WEEK ENDING JULY 10, 2021



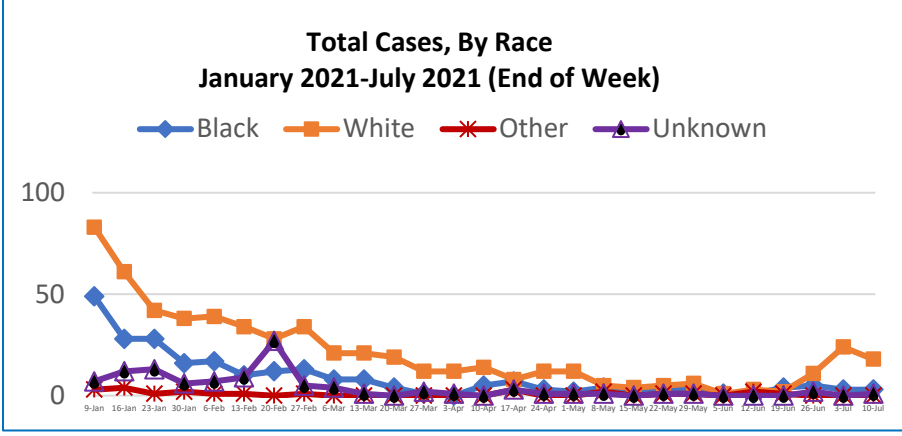
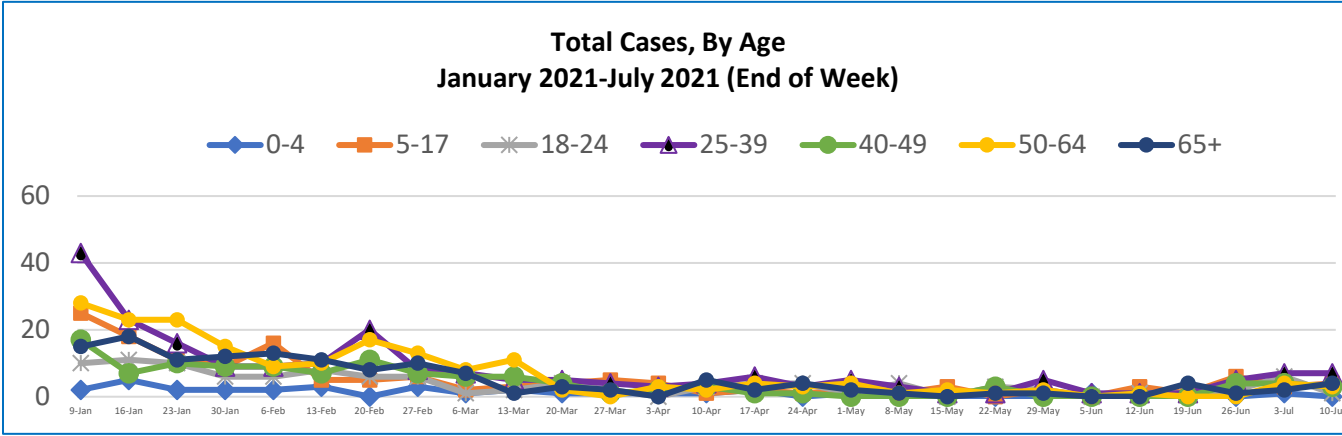
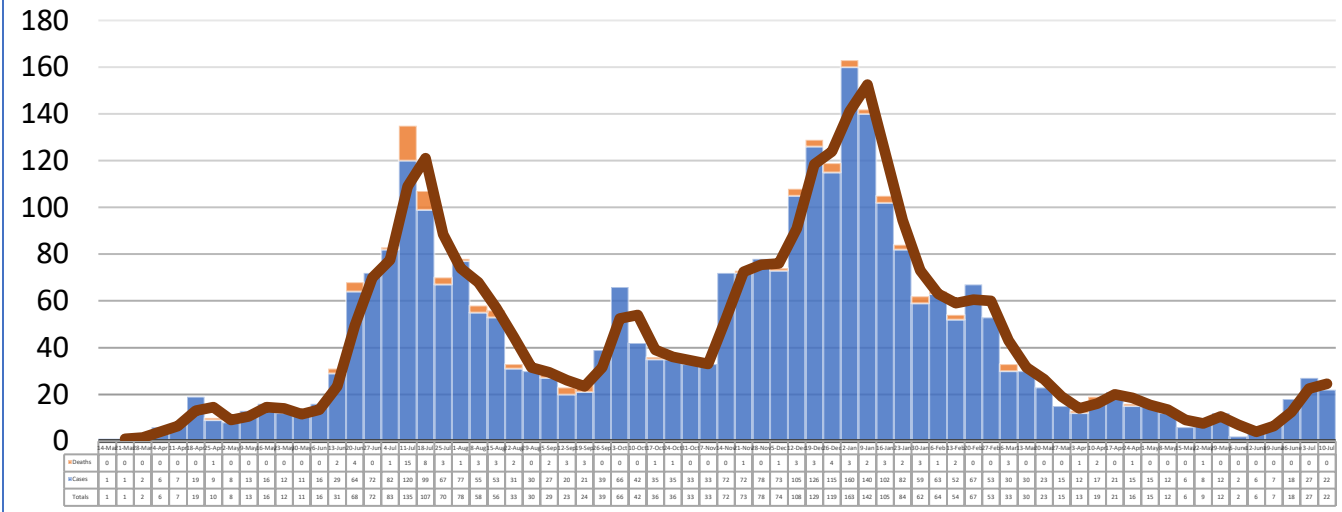
Total Cases
3057

Total Deaths
89

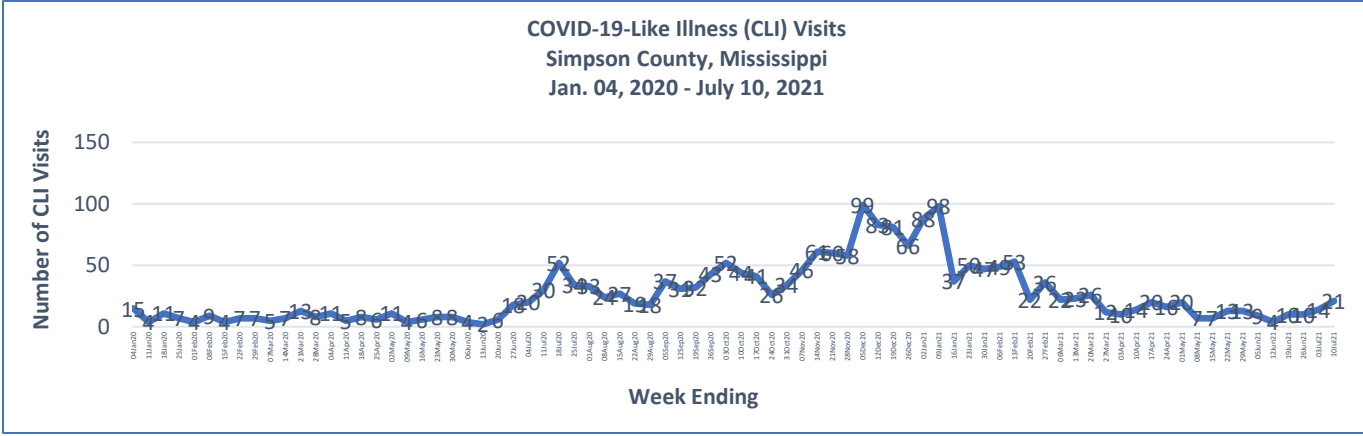
Total Incidence
(cases per 100,000)
11467.5

***Test Positivity Rate**
8.0%
(6/23-7/6)

**Total Cases and Deaths, Through July 10, 2021



7/4/2021 – 7/10/2021	
# Cases via Suspected Community Transmission	21
# Cases via Outbreaks	1
<u>Outbreak Explanation</u>	
During the week of 7/4-7/10, one (1) case/patient was associated with an outbreak in a residential care facility.	



*Counties with test percent positivity <5.0% or with <20 tests in past 14 days: Green; test percent positivity 5.0%-10.0% or with <500 tests and <2000 tests/100k and >10% positivity over 14 days: Yellow; >10.0% and not meeting the criteria for "Green" or "Yellow": Red. Test positivity is rounded to the nearest tenth of a percent before classifying. Reference: [Centers for Medicare and Medicaid Services](#)

**Provisional Data: Illnesses occurring during the last two weeks may not yet have been reported and/or represented.