

QUITMAN COUNTY WEEKLY COVID-19 SNAPSHOT

WEEK ENDING AUGUST 21, 2021



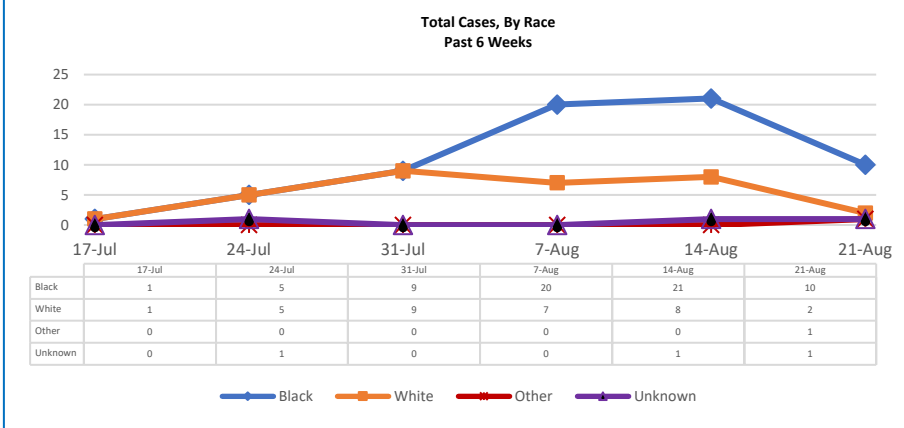
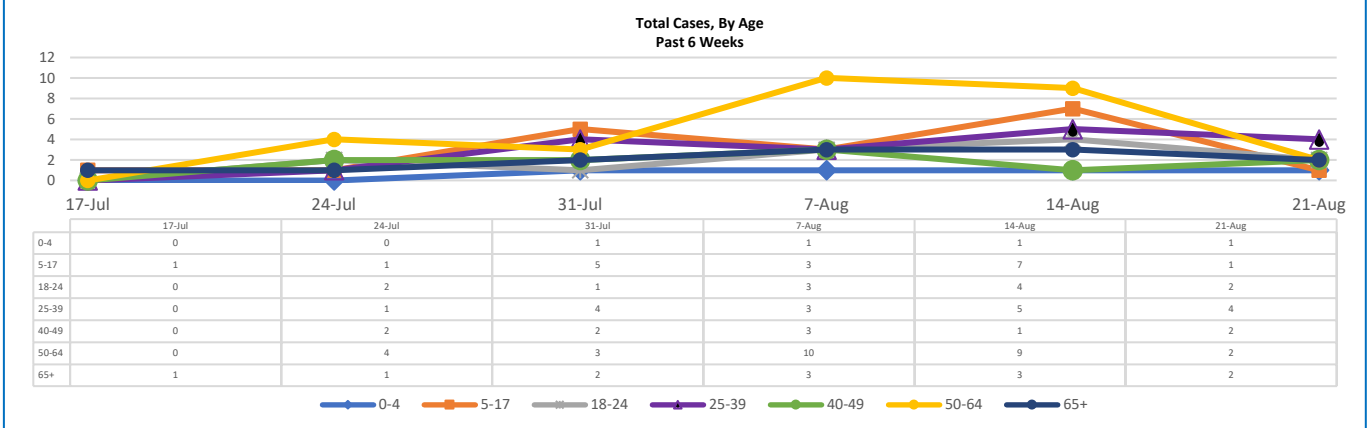
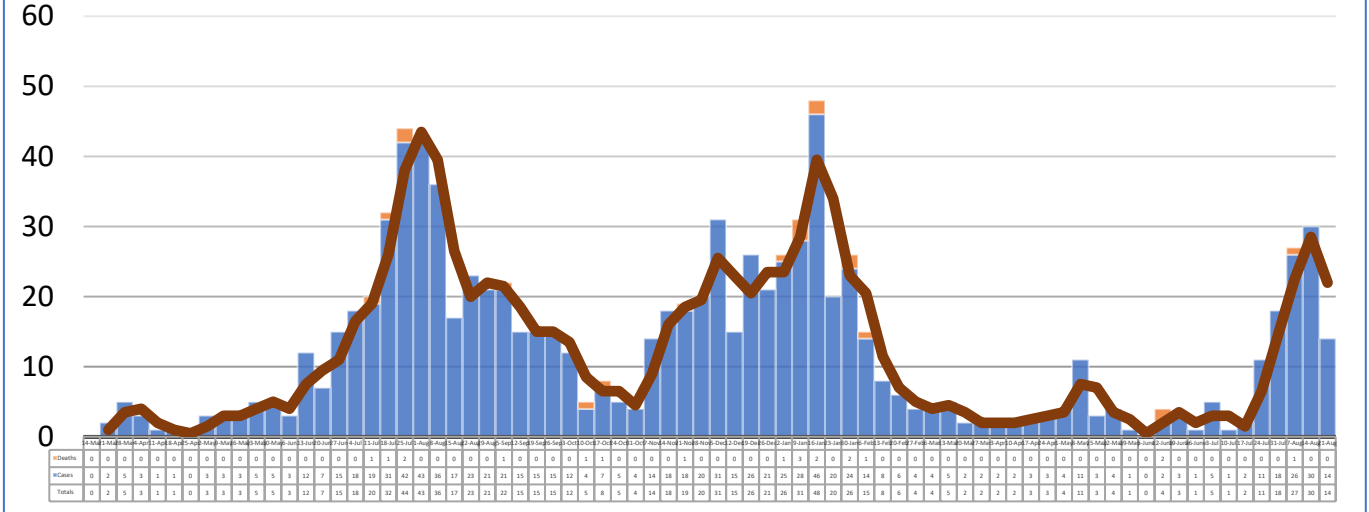
Total Cases
934

Total Deaths
20

Total Incidence
(cases per 100,000)
13751.5

***Test Positivity Rate**
22.3%
(8/4-8/17)

**Total Cases and Deaths, Through August 21, 2021

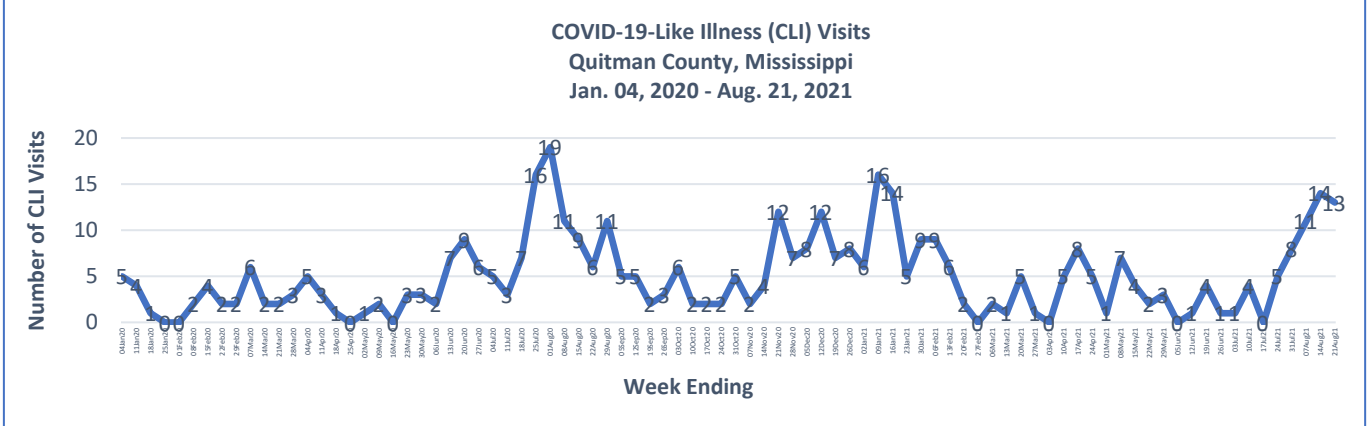


8/15/2021 – 8/21/2021

| | |
|--|----|
| # Cases via Suspected Community Transmission | 14 |
| # Cases via Outbreaks | 0 |

Outbreak Explanation

During the week of 8/15-8/21, there were no cases/patients associated with an outbreak.



*Counties with test percent positivity <5.0% or with <20 tests in past 14 days: Green; test percent positivity 5.0%-10.0% or with <500 tests and <2000 tests/100k and >10% positivity over 14 days: Yellow; >10.0% and not meeting the criteria for "Green" or "Yellow": Red. Test positivity is rounded to the nearest tenth of a percent before classifying. Reference: [Centers for Medicare and Medicaid Services](#)

**Provisional Data: Illnesses occurring during the last two weeks may not yet have been reported and/or represented.