

# HANCOCK COUNTY WEEKLY COVID-19 SNAPSHOT

WEEK ENDING AUGUST 28, 2021



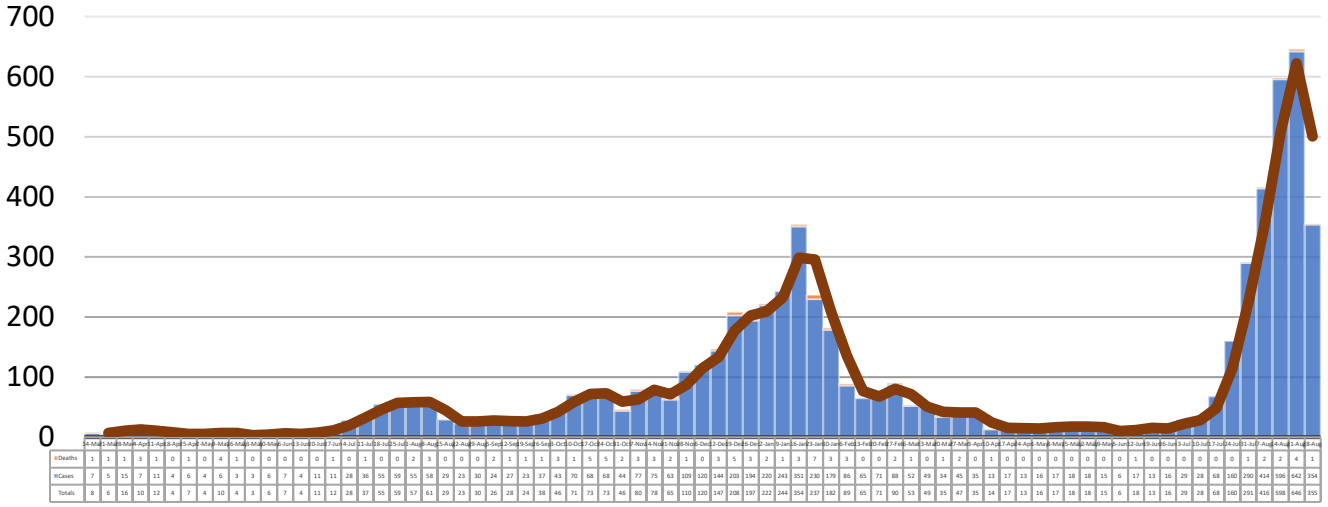
**Total Cases**  
**6479**

**Total Deaths**  
**98**

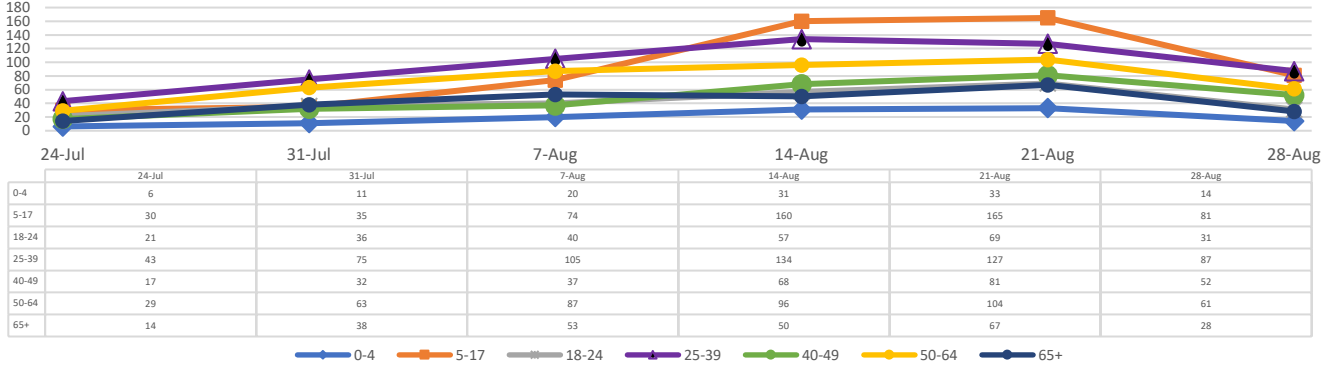
**Total Incidence**  
(cases per 100,000)  
**13602.2**

**\*Test Positivity Rate**  
**26.5%**  
(8/11-8/24)

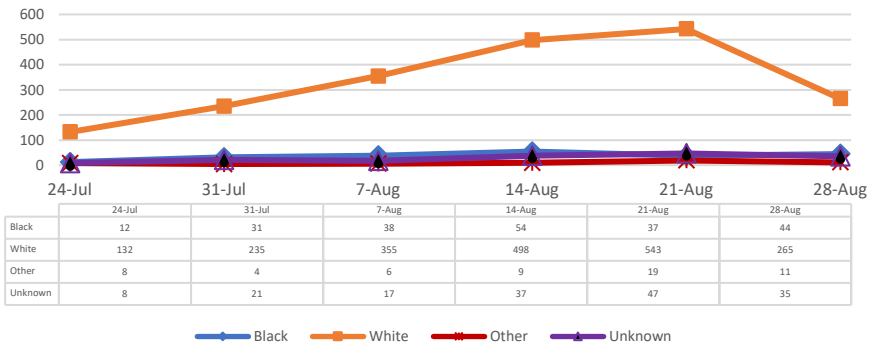
## \*\*Total Cases and Deaths, Through August 28, 2021



### Total Cases, By Age Past 6 Weeks



### Total Cases, By Race Past 6 Weeks



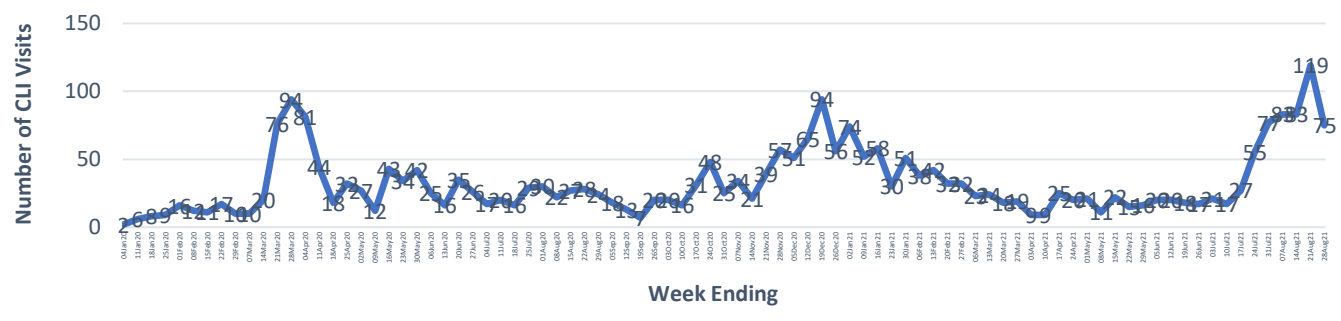
### 8/22/2020 – 8/28/2021

|  |     |
|--|-----|
| # Cases via Suspected Community Transmission | 353 |
| # Cases via Outbreaks                        | 2   |

#### Outbreak Explanation

During the week of 8/22-8/28, two (2) cases/patients were associated with outbreaks in Long-Term Care Facilities (LTCF).

### COVID-19-Like Illness (CLI) Visits Hancock County, Mississippi Jan. 04, 2020 - Aug. 28, 2021



\*Counties with test percent positivity <5.0% or with <20 tests in past 14 days: Green; test percent positivity 5.0%-10.0% or with <500 tests and <2000 tests/100k and >10% positivity over 14 days: Yellow; >10.0% and not meeting the criteria for "Green" or "Yellow": Red. Test positivity is rounded to the nearest tenth of a percent before classifying. Reference: [Centers for Medicare and Medicaid Services](#)

\*\*Provisional Data: Illnesses occurring during the last two weeks may not yet have been reported and/or represented.