

# LAUDERDALE COUNTY WEEKLY COVID-19 SNAPSHOT

WEEK ENDING SEPTEMBER 11, 2021



Total Cases

11,119

Total Deaths

291

Total Incidence

(cases per 100,000)

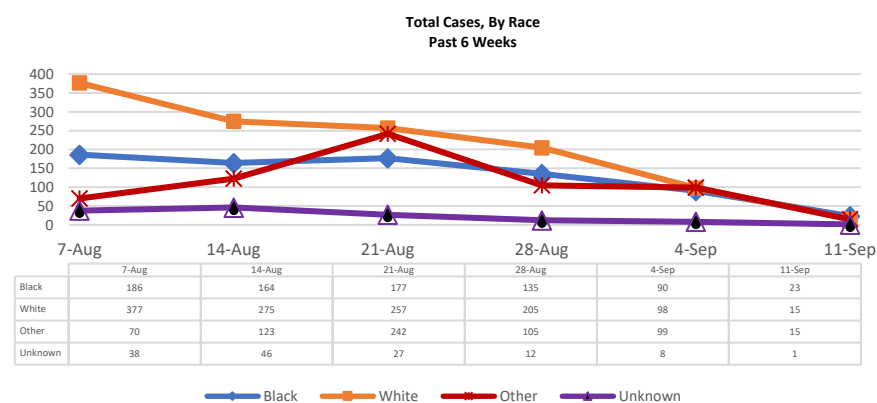
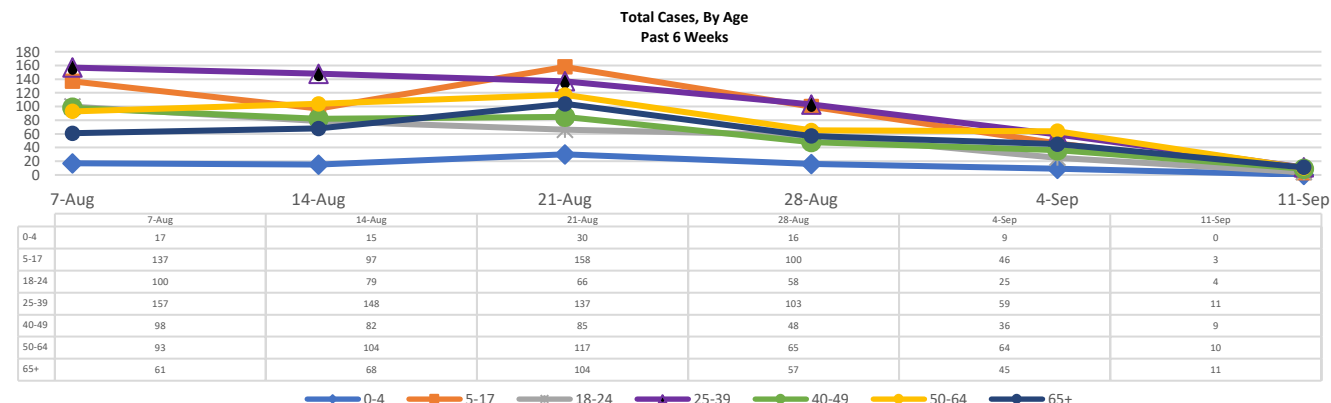
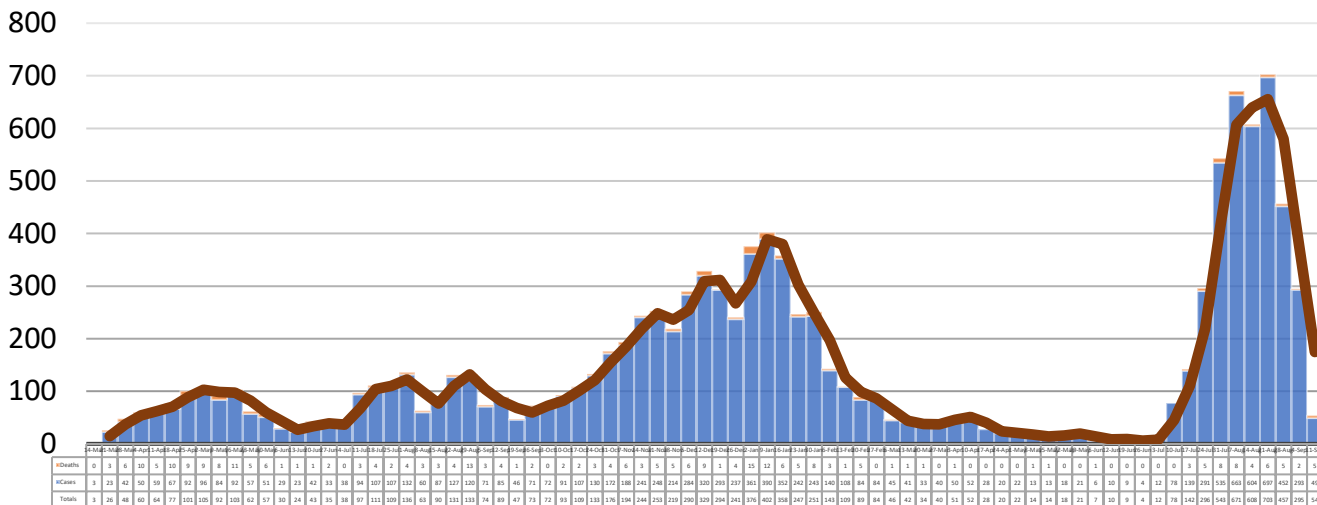
15000.3

\*Test Positivity Rate

23.1%

(8/25-9/7)

## \*\*Total Cases and Deaths, Through September 11, 2021

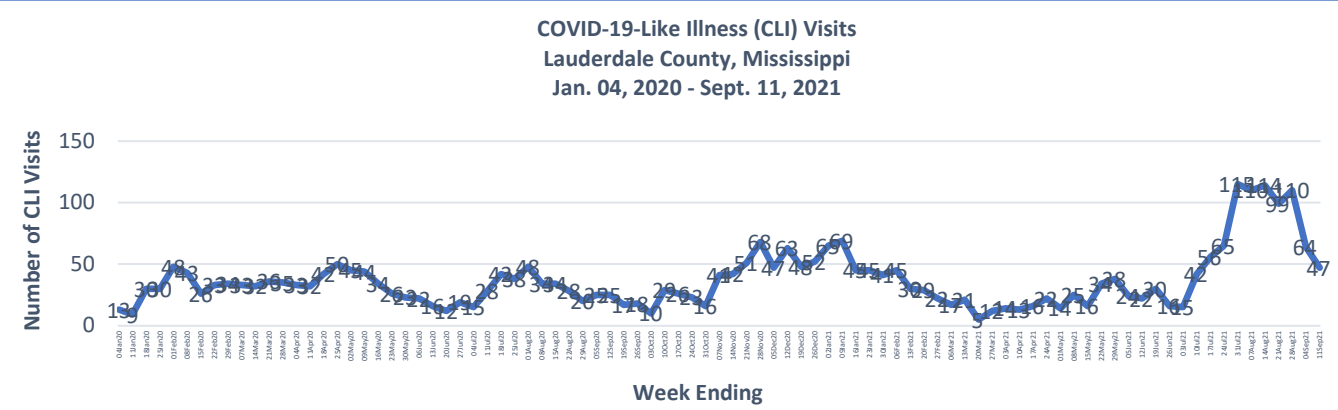


### 9/5/2021 – 9/11/2021

# Cases via Suspected Community Transmission	51
# Cases via Outbreaks	3

**Outbreak Explanation**

During the week of 9/5-9/11, two (2) cases/patients were associated with outbreaks in residential care facilities; one (1) case was associated with an outbreak in a Long-Term Care Facility (LTCF).



\*Counties with test percent positivity <5.0% or with <20 tests in past 14 days: Green; test percent positivity 5.0%-10.0% or with <500 tests and <2000 tests/100k and >10% positivity over 14 days: Yellow; >10.0% and not meeting the criteria for "Green" or "Yellow": Red. Test positivity is rounded to the nearest tenth of a percent before classifying. Reference: [Centers for Medicare and Medicaid Services](#)

\*\*Provisional Data: Illnesses occurring during the last two weeks may not yet have been reported and/or represented.