

LAFAYETTE COUNTY WEEKLY COVID-19 SNAPSHOT

WEEK ENDING SEPTEMBER 18, 2021



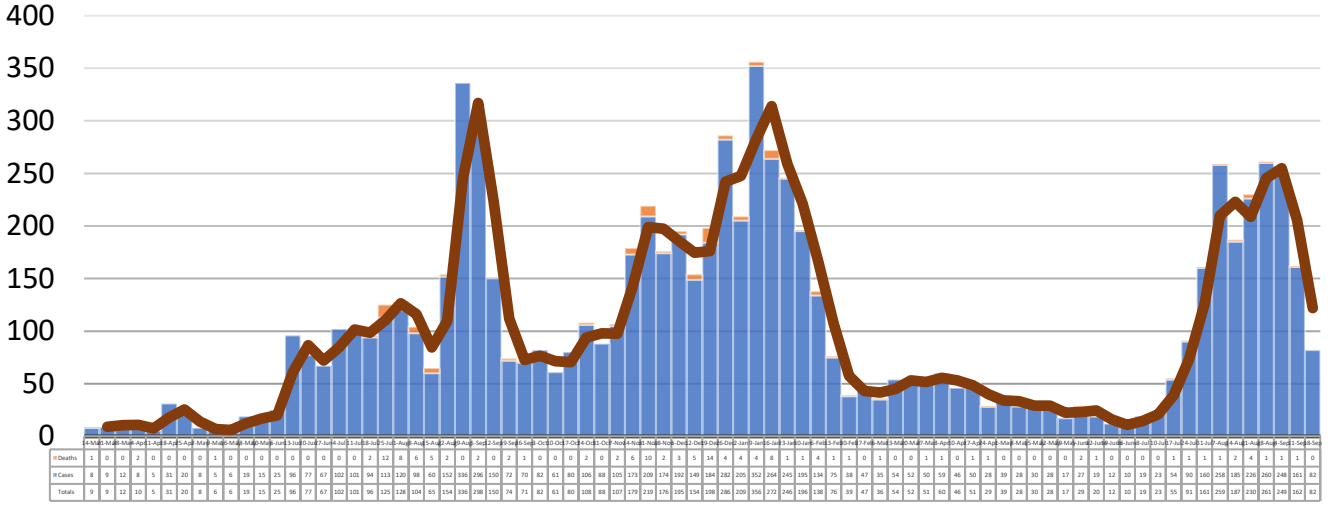
Total Cases
8105

Total Deaths
137

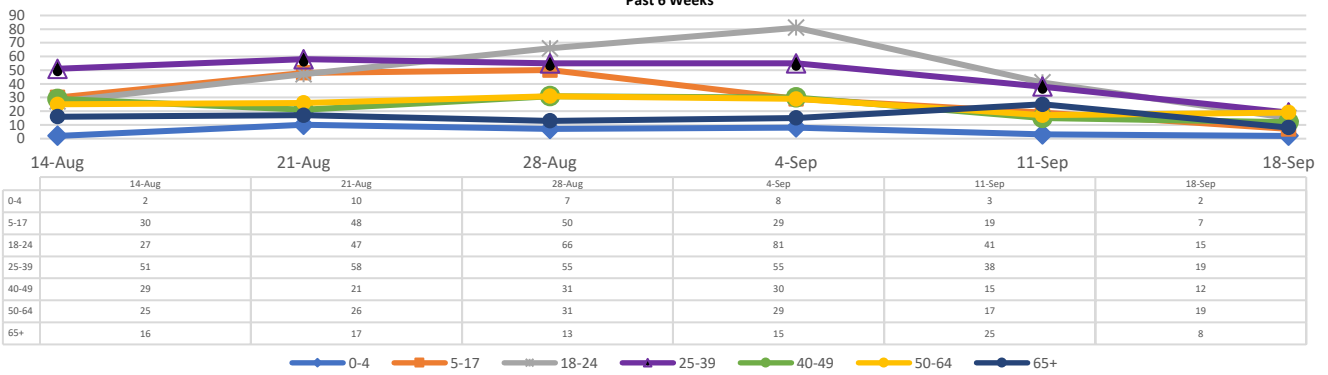
Total Incidence
(cases per 100,000)
15004.0

***Test Positivity Rate**
9.9%
(9/1-9/14)

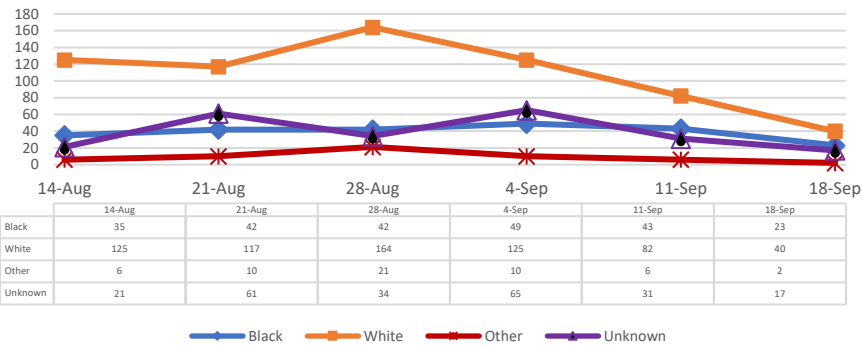
**Total Cases and Deaths, Through September 18, 2021



Total Cases, By Age Past 6 Weeks



Total Cases, By Race Past 6 Weeks



9/12/2021 – 9/18/2021

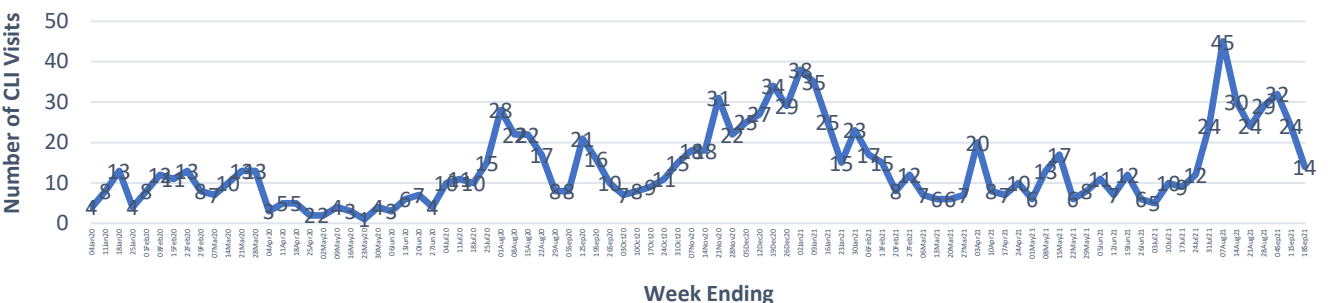
Cases via Suspected Community Transmission: **78**

Cases via Outbreaks: **4**

Outbreak Explanation

During the week of 9/12-9/18, four (4) cases/patients were associated with an outbreak in a Long-Term Care Facility (LTCF).

COVID-19-Like Illness (CLI) Visits Lafayette County, Mississippi Jan. 04, 2020 - Sept. 18, 2021



*Counties with test percent positivity <5.0% or with <20 tests in past 14 days: Green; test percent positivity 5.0%-10.0% or with <500 tests and <2000 tests/100k and >10% positivity over 14 days: Yellow; >10.0% and not meeting the criteria for "Green" or "Yellow": Red. Test positivity is rounded to the nearest tenth of a percent before classifying. Reference: [Centers for Medicare and Medicaid Services](#)

**Provisional Data: Illnesses occurring during the last two weeks may not yet have been reported and/or represented.