

# OKTIBBEHA COUNTY WEEKLY COVID-19 SNAPSHOT

WEEK ENDING SEPTEMBER 25, 2021



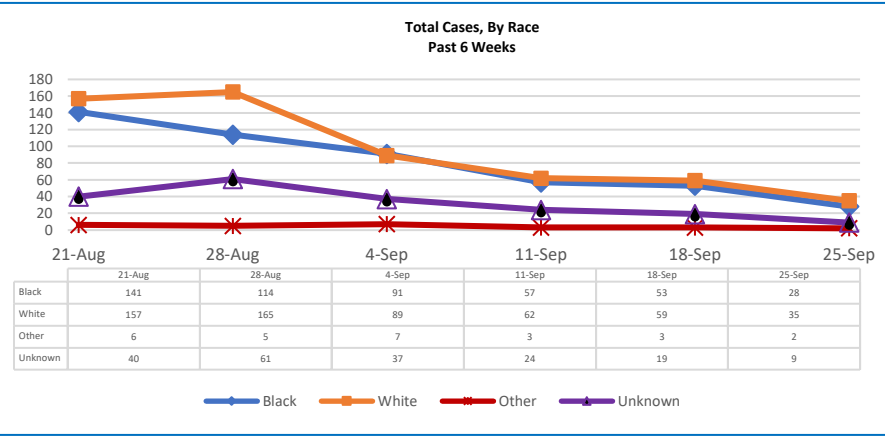
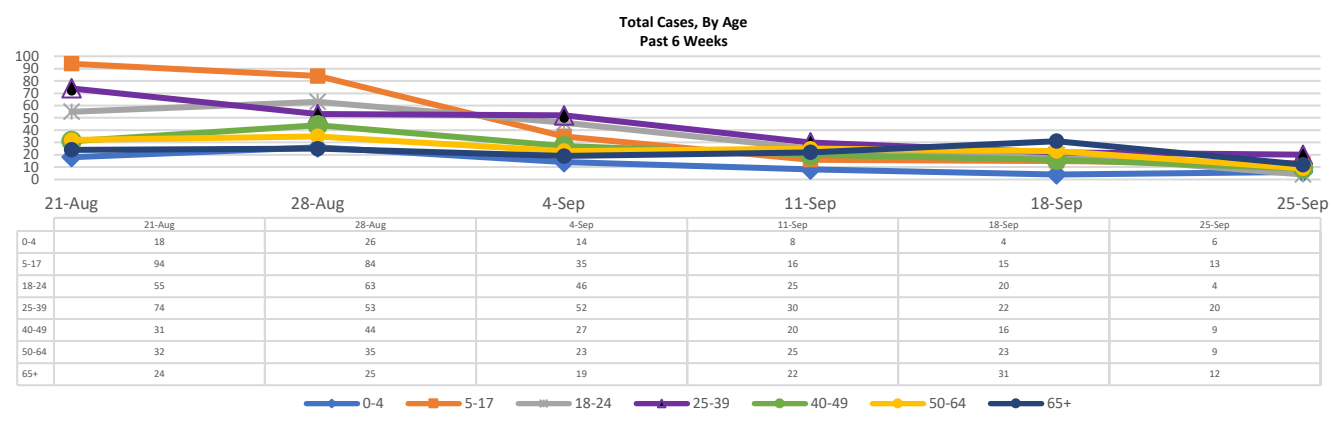
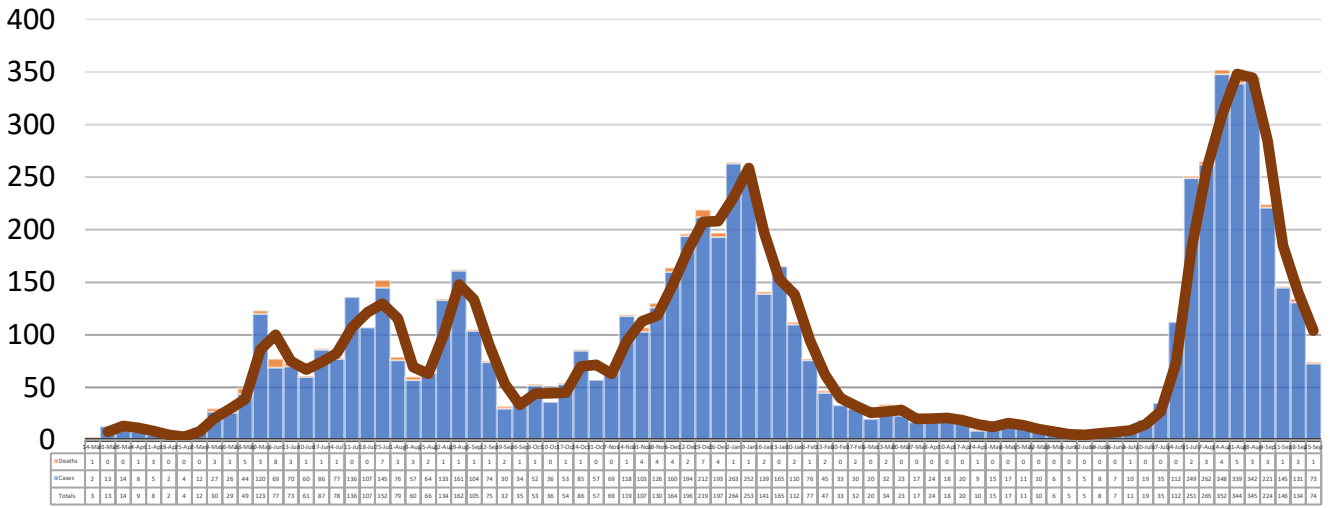
**Total Cases**  
**6989**

**Total Deaths**  
**124**

**Total Incidence**  
(cases per 100,000)  
**14094.4**

**\*Test Positivity Rate**  
**11.1%**  
(9/8-9/21)

## \*\*Total Cases and Deaths, Through September 25, 2021

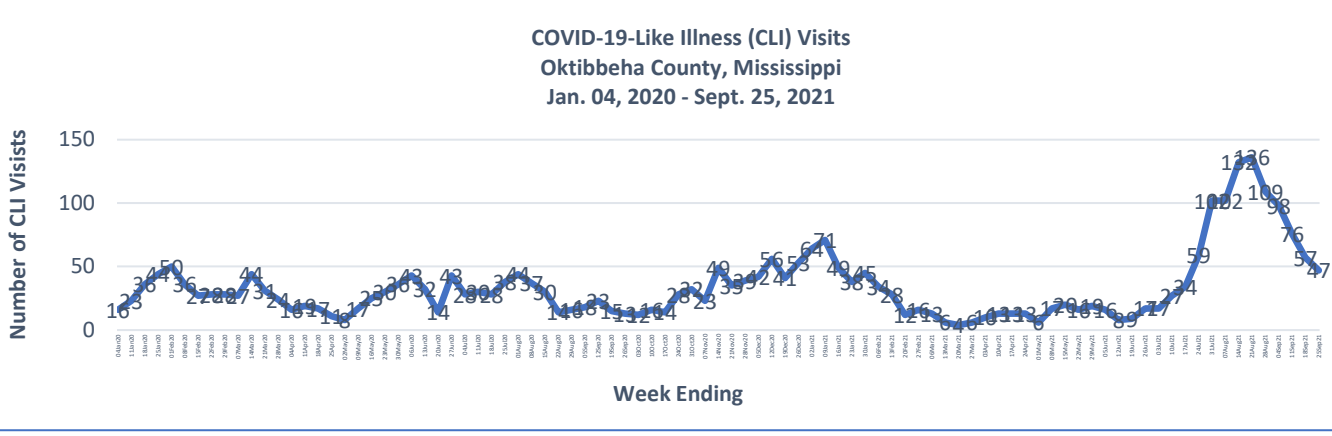


**9/19/2021 – 9/25/2021**

# Cases via Suspected Community Transmission	72
# Cases via Outbreaks	2

**Outbreak Explanation**

During the week of 9/19-9/25, two (2) cases/patients were associated with an outbreak in a Long-Term Care Facility (LTCF).



\*Counties with test percent positivity <5.0% or with <20 tests in past 14 days: Green; test percent positivity 5.0%-10.0% or with <500 tests and <2000 tests/100k and >10.0% positivity over 14 days: Yellow; >10.0% and not meeting the criteria for "Green" or "Yellow": Red. Test positivity is rounded to the nearest tenth of a percent before classifying. Reference: [Centers for Medicare and Medicaid Services](#)

\*\*Provisional Data: Illnesses occurring during the last two weeks may not yet have been reported and/or represented.