

LAFAYETTE COUNTY WEEKLY COVID-19 SNAPSHOT



WEEK ENDING OCTOBER 9, 2021

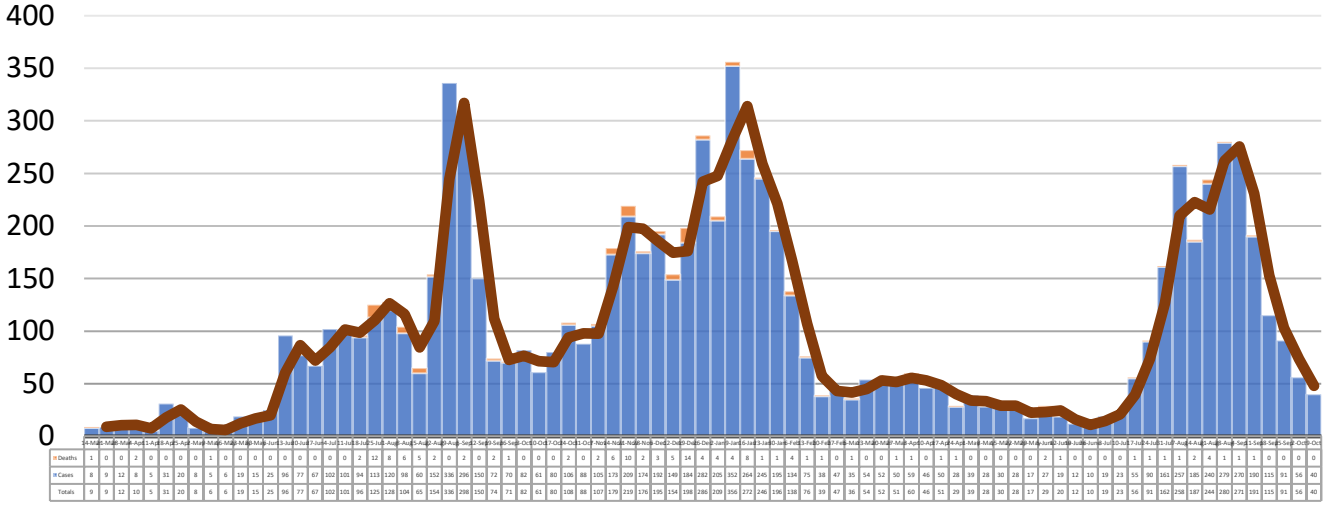
Total Cases
8410

Total Deaths
137

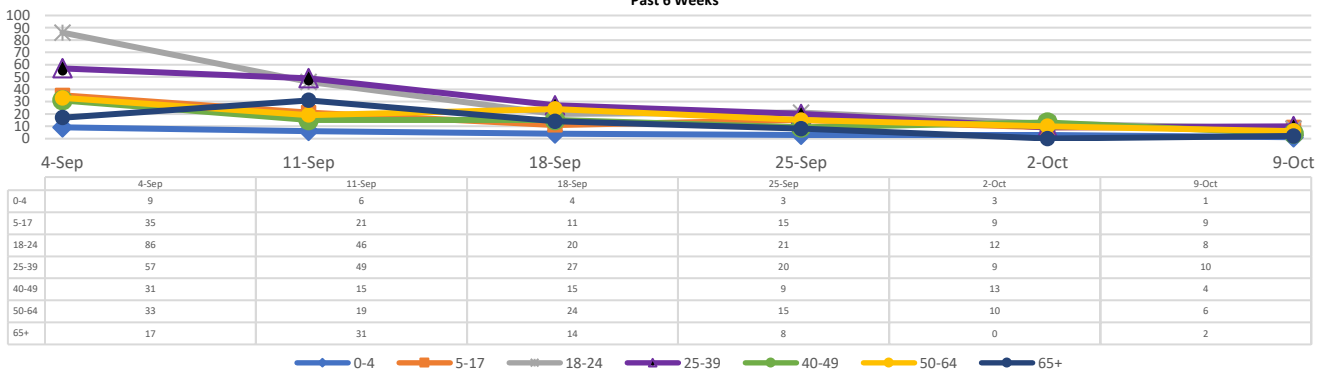
Total Incidence
(cases per 100,000)
15568.6

***Test Positivity Rate**
3.9%
(9/22-10/5)

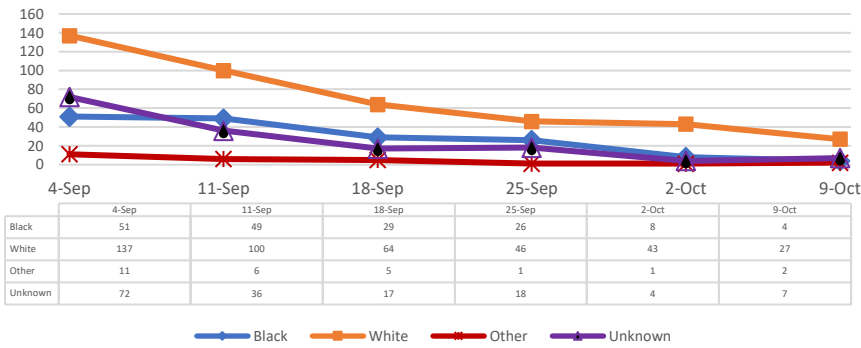
**Total Cases and Deaths, Through October 9, 2021



Total Cases, By Age Past 6 Weeks



Total Cases, By Race Past 6 Weeks



10/3/2021 – 10/9/2021

Cases via Suspected Community Transmission: **40**

Cases via Outbreaks: **0**

Outbreak Explanation

During the week of 10/3-10/9, there were no cases/patients associated with an outbreak.

COVID-19-Like Illness (CLI) Visits Lafayette County, Mississippi Jan. 04, 2020 - Oct. 09, 2021



*Counties with test percent positivity <5.0% or with <20 tests in past 14 days: Green; test percent positivity 5.0%-10.0% or with <500 tests and <2000 tests/100k and >10% positivity over 14 days: Yellow; >10.0% and not meeting the criteria for "Green" or "Yellow": Red. Test positivity is rounded to the nearest tenth of a percent before classifying. Reference: [Centers for Medicare and Medicaid Services](#)

**Provisional Data: Illnesses occurring during the last two weeks may not yet have been reported and/or represented.