

2001 YOUTH RISK BEHAVIOR SURVEY RESULTS

Mississippi Middle School Survey Survey Summary

The Youth Risk Behavior Survey (YRBS-M) was completed by 1,580 students in 35 public middle schools in Mississippi during the spring of 2001. The school response rate was 70%, the student response rate was 89%, and the overall response rate was 62%. The results are representative of all students in grades 6-8. The weighted demographic characteristics of the sample are as follows:

Female	49.1 %	6th grade	31.7 %	African American	49.1 %
Male	50.9 %	7th grade	35.1 %	Hispanic/ Latino	0.2 %
		8th grade	33.0 %	White	49.4 %
				All other races	0.6 %
				Multiple races	0.7 %

Students completed a self-administered, anonymous, 50-item questionnaire. Survey procedures were designed to protect the privacy of students by allowing for anonymous and voluntary participation. Local parental permission procedures were followed before survey administration.

The YRBS is one component of the Youth Risk Behavior Surveillance System developed by the Centers for Disease Control and Prevention in collaboration with representatives from 71 state and local departments of education and health, 19 other federal agencies, and national education and health organizations. The Youth Risk Behavior Surveillance System was designed to focus the nation on behaviors among youth related to the leading causes of mortality and morbidity among both youth and adults and to assess how these risk behaviors change over time. The Youth Risk Behavior Surveillance System measures behaviors that fall into six categories:

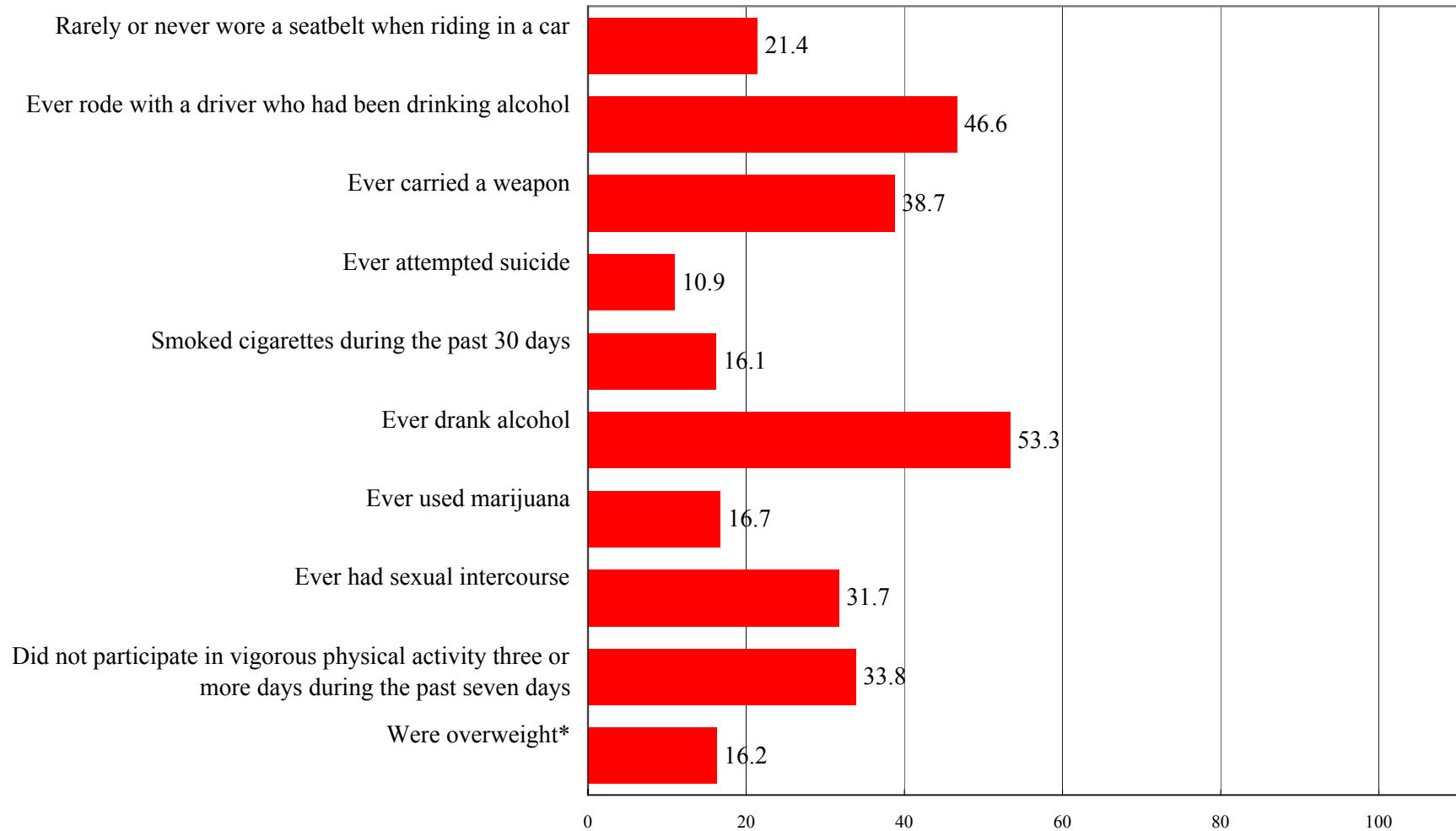
1. Behaviors that result in unintentional injuries and violence;
2. Tobacco use;
3. Alcohol and other drug use;
4. Sexual behaviors that result in HIV infection, other sexually transmitted diseases, and unintended pregnancies;
5. Dietary behaviors; and
6. Physical activity.

More information about the Youth Risk Behavior Surveillance System can be obtained from <http://www.cdc.gov/yrbss>.

2001 YOUTH RISK BEHAVIOR SURVEY RESULTS

Mississippi Middle School Survey Summary Findings

Percentage of students who:



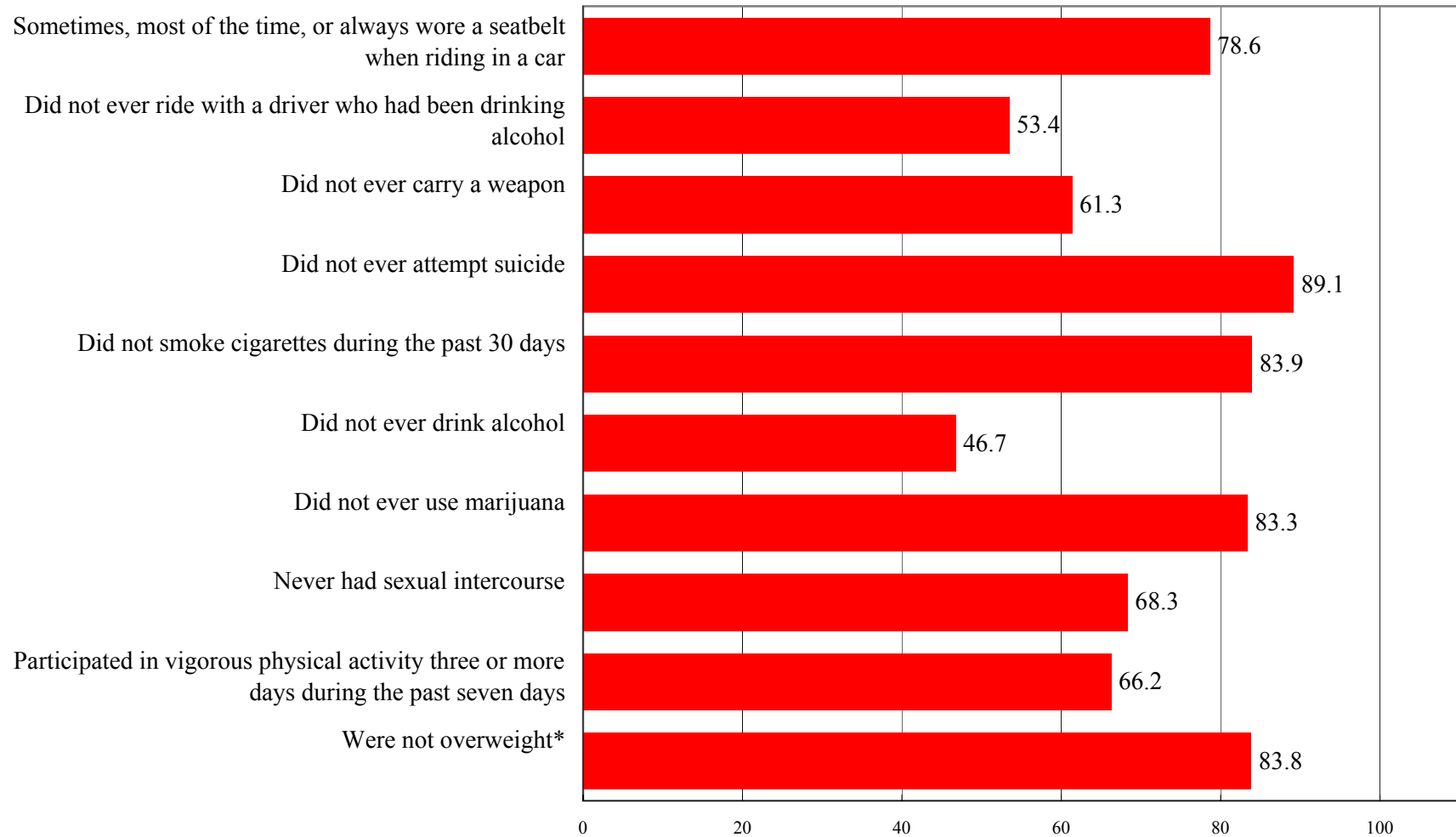
Middle School Survey - Weighted Data

*See the corresponding summary table for detailed explanation of data.

2001 YOUTH RISK BEHAVIOR SURVEY RESULTS

Mississippi Middle School Survey Summary Findings

Percentage of students who:



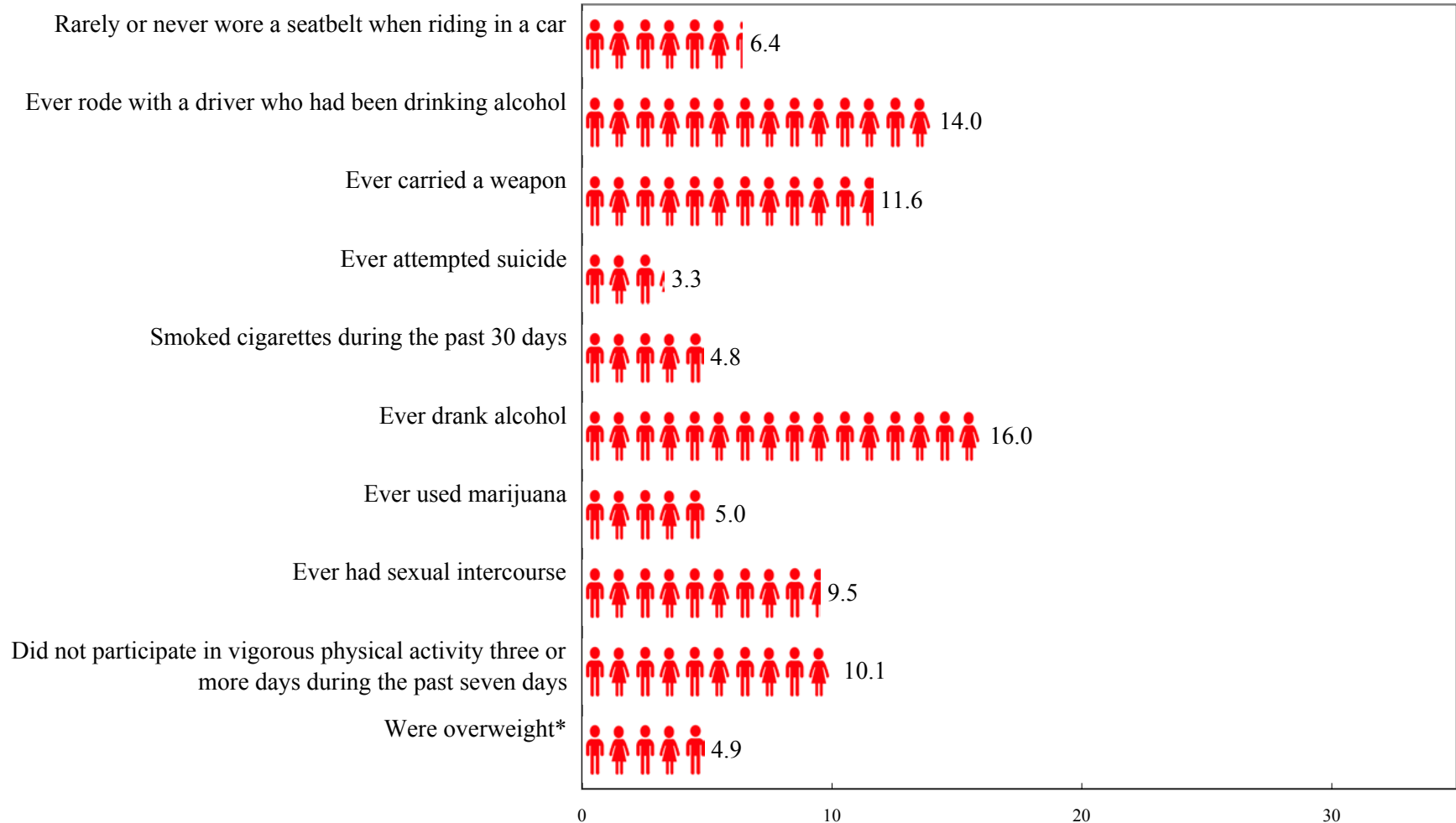
Middle School Survey - Weighted Data

*See the corresponding summary table for detailed explanation of data.

2001 YOUTH RISK BEHAVIOR SURVEY RESULTS

Mississippi Middle School Survey Summary Findings

Number of students in a class of 30 who:



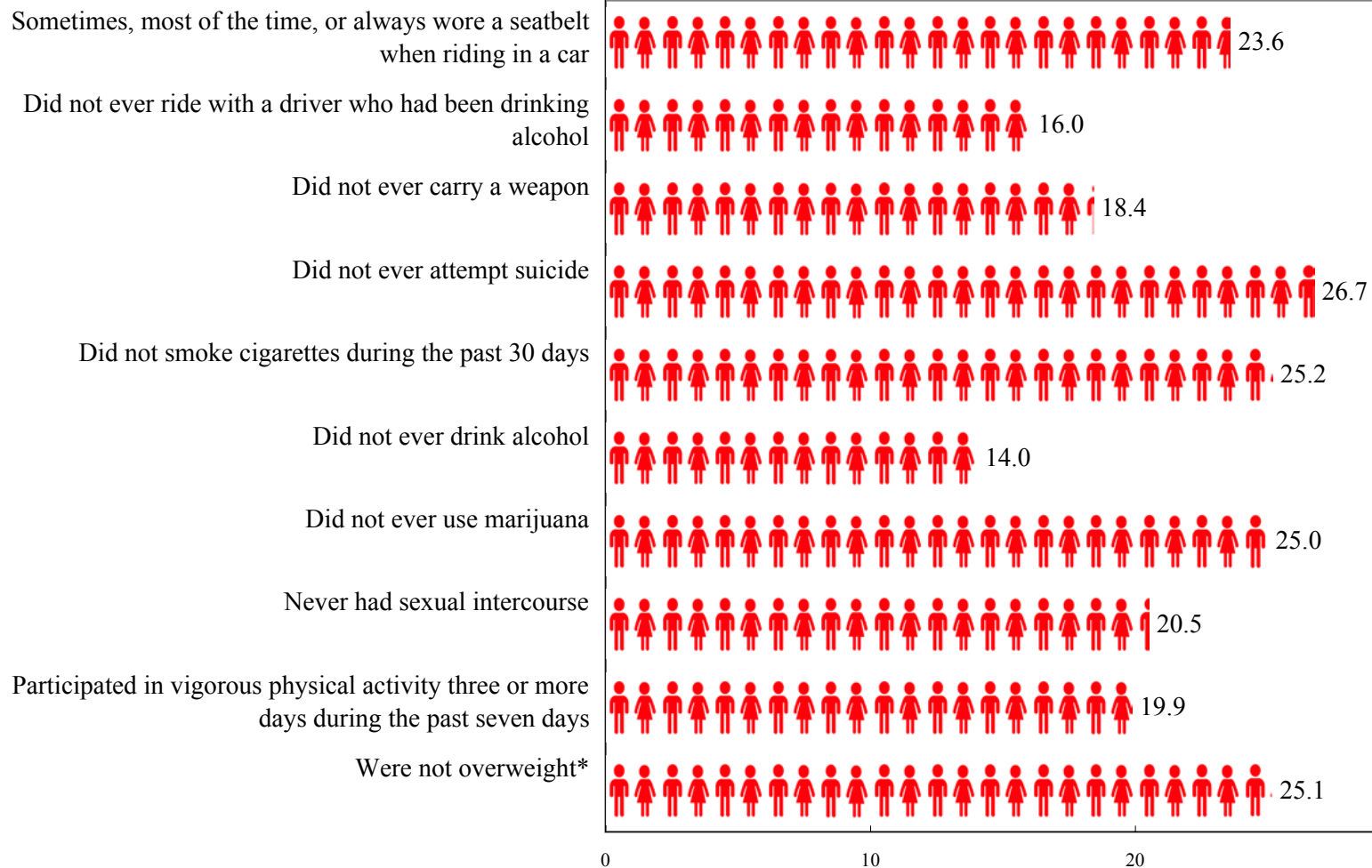
Middle School Survey - Weighted Data

*See the corresponding summary table for detailed explanation of data.

2001 YOUTH RISK BEHAVIOR SURVEY RESULTS

Mississippi Middle School Survey Summary Findings

Number of students in a class of 30 who:



Middle School Survey - Weighted Data

*See the corresponding summary table for detailed explanation of data.