

2012

Report on Institutions
for the Aged or Infirm

Licensed by

Bureau of Health Facilities Licensure and
Certification

December 2013

2012

Annual Report on
Institutions for the Aged or Infirm

Licensed by

Mississippi State Department of Health
P.O. Box 1700
Jackson, Mississippi 39216

Published December 2012

Health Facilities Licensure and Certification
Marilynn Winborne, Director

Table of Contents

Preface.....I

Table I: Nursing Facility Bed Count, Patient Census, Patients Served, and New Admissions as of December 31, 2012.....1

Table II: Nursing Facility Ownership and Percentage Distribution by Number of Facilities and Licensed Beds as of December 31, 2012.....2

Table III: Nursing Facility Employees and Percentage Distribution by Title and Whether Full-Time or Part-Time as of December 31, 2012.....3

Table IV: Licensed Bed Capacity and Beds Set Up and Staffed for Nursing Facilities as of December 31, 2012.....4

Table V: 2012 Nursing Facility Licensed Beds, Occupancy Rates and Average Daily Census.....9

Table VI: Nursing Facility Bed Count by County and Type of Accommodation as of December 31, 2012.....18

Table VII: Nursing Facility Bed Count and Percentage Distribution by Type of Accommodation as of December 31, 2012.....20

Table VIII: Nursing Facilities by Bed Size as of December 31, 2012.....20

Table IX: Nursing Facilities by Bed Size and County as of December 31, 2012.....21

Table X: Patients Served During 2012 in Nursing Facilities by Age Group and Sex.....23

Table XI: Number of Nursing Facility Patients by Sex in 2012.....24

Table XII: Ambulation Status of Patients in Nursing Facilities as of December 31, 2012 and Total Days of Patient Care.....24

Table XIII: 2012 Nursing Facility Admissions.....25

Table XIV: 2012 Nursing Facility Admissions by Fee Source.....25

Table XV: Destination of Patients Discharged from Nursing Facilities During 2012.....26

Table XVI: 2012 Selected Nursing Facility Data by County.....27

Table XVII:	ICF/MR Bed Count, Patient Census, Patients Served, and New Admissions as of December 31, 2012.....	29
Table XVIII:	ICF/MR Ownership and Percentage Distribution by Number of Homes and Licensed Beds as of December 31, 2012.....	30
Table XIX:	ICF/MR Employees and Percentage Distribution by Title and Whether Full-Time or Part-Time as of December 31, 2012.....	31
Table XX:	Licensed Bed Capacity and Beds Set Up and Staffed for ICF/MRs as of December 31, 2012.....	32
Table XXI:	2012 ICF/MR Licensed Beds, Occupancy Rates and Average Daily Census.....	33
Table XXII:	ICF/MR Bed Count by County and Type of Accommodation as of December 31, 2012.....	34
Table XXIII:	ICF/MR Bed Count and Percentage Distribution by Type of Accommodation as of December 31, 2012.....	34
Table XXIV:	ICF/MRs by Bed Size as of December 31, 2012.....	35
Table XXV:	ICF/MRs by Bed Size and County as of December 31, 2012.....	35
Table XXVI:	ICF/MR Patients Served During 2012 by Age Group and Sex.....	36
Table XXVII:	Number of ICF/MR Patients by Sex in 2012.....	37
Table XXVIII:	Ambulation Status of ICF/MR patients as of December 31, 2012 and Total Days of Patient Care.....	37
Table XXIX:	2012 ICF/MR Admissions.....	38
Table XXX:	2012 ICF/MR Admissions by Fee Source.....	38
Table XXXI:	Destination of ICF/MR Patients Discharged During 2012.....	39
Table XXXII:	2012 Selected ICF/MR Data by County.....	39
Table XXXIII:	Psychiatric Residential Treatment Facility Bed Count, Patient Census, Patients Served, and New Admissions as of December 31, 2012.....	40

Table XXXIV:	Psychiatric Residential Treatment Facility Ownership and Percentage Distribution by Number of Facilities and Licensed Beds as of December 31, 2012.....	41
Table XXXV:	Psychiatric Residential Treatment Facility Employees and Percentage Distribution by Title and Whether Full-Time or Part-Time as of December 31, 2012.....	42
Table XXXVI:	Licensed Bed Capacity and Beds Set Up and Staffed for Psychiatric Residential Treatment Facilities as of December 31, 2012.....	43
Table XXXVII:	2012 Psychiatric Residential Treatment Facilities Licensed Beds, Occupancy Rates and Average Daily Census.....	43
Table XXXVIII:	Psychiatric Residential Treatment Facility Bed Count by County and Type of Accommodation as of December 31, 2012.....	44
Table XXXIX:	Psychiatric Residential Treatment Facility Bed Count by County and Percentage Distribution by Type of Accommodation as of December 31, 2012.....	44
Table XL:	Patients Served During 2012 in Psychiatric Residential Treatment Facilities by Age Group and Sex.....	45
Table XLI:	Number of Psychiatric Residential Treatment Facility Patients by Sex in 2012.....	46
Table XLII:	Ambulation Status of Patients in Psychiatric Residential Treatment Facilities as of December 31, 2012 and Total Days of Patient Care...	46
Table XLIII:	2012 Psychiatric Residential Treatment Facility Admissions.....	47
Table XLIV:	2012 Psychiatric Residential Treatment Facility Admissions by Fee Source.....	47
Table XLV:	Destination of Patients Discharged from Psychiatric Residential Treatment Facilities During 2012.....	48
Table XLVI:	Selected 2012 Psychiatric Residential Treatment Facility Data by County.....	48
Table XLVII:	Personal Care Home Bed Count, Patient Census, Patients Served, and New Admissions as of December 31, 2012.....	49

Table XLVIII:	Personal Care Home Ownership and Percentage Distribution by Number of Homes and Licensed Beds as of December 31, 2012.....	50
Table XLIX:	Personal Care Home Employees and Percentage Distribution by Title and Whether Full-Time or Part-Time as of December 31, 2012.....	51
Table L:	Licensed Bed Capacity and Beds Set Up and Staffed for Personal Care Homes as of December 31, 2012.....	52
Table LI:	2012 Personal Care Home Licensed Beds, Occupancy Rates and Average Daily Census.....	56
Table LII:	Personal Care Home Bed Count by County and Type of Accommodation as of December 31, 2012.....	63
Table LIII:	Personal Care Home Bed Count and Percentage Distribution by Type of Accommodation as of December 31, 2012.....	65
Table LIV:	Personal Care Homes by Bed Size as of December 31, 2012.....	65
Table LV:	Personal Care Homes by Bed Size and County as of December 31, 2012.....	66
Table LVI:	Patients Served During 2012 in Personal Care Homes by Age Group and Sex.....	68
Table LVII:	Number of Personal Care Home Patients by Sex in 2012.....	69
Table LVIII:	Ambulation Status of Patients in Personal Care Homes as of December 31, 2012 and Total Days of Patient Care.....	69
Table LIX:	2012 Personal Care Home Admissions.....	70
Table LX:	2012 Personal Care Home Admissions by Fee Source...	70
Table LXI:	Destination of Patients Discharged from Personal Care Homes During 2012.....	71
Table LXII:	2012 Selected Personal Care Home Data.....	72
Appendix A:	Questionnaire and Instructions.....	74
Appendix B:	Table I for Years 1961 - 2009.....	79
Appendix C:	Beds by County, 2002 and 2012.....	101
Appendix D:	Licensed and Certified Long-Term Care Facilities as of December 31, 2012.....	122

Preface

Skilled Nursing Facilities

Overview

Two hundred five licensed skilled nursing facilities, 16 intermediate care facilities for the mentally retarded, 7 psychiatric residential treatment facilities and 173 licensed personal care homes responded to the 2012 survey. The data in this report is based upon the information supplied by these respondents.

Eighty-one counties are served by nursing homes. This coverage represents 98.8% of all 82 Mississippi counties leaving 1.2% or 1 county, Issaquena County, without nursing home facilities of some type.

Since 1981, personal care home data has been shown and discussed separately to give a clearer picture of institutions for the aged or infirm in Mississippi. Also, the classification was changed in 1981 making comparisons of data collected before and after difficult. Classifications changed again in 1989. Now institutions for aged or infirm include facilities licensed as nursing homes (e.g. skilled nursing facilities and nursing facilities), intermediate care facilities for the mentally retarded, personal care homes and psychiatric residential treatment facilities.

In order to more accurately reflect data for current and subsequent years, Table I for years 1961-2009 is a separate table found in Appendix B. There were 19,163 skilled nursing facility beds. This figure represents a decrease of 58 beds from the previous year.

The total patient census on December 31, 2012, was 16,742. This represents a statewide skilled nursing facility occupancy rate of 88%.

The total number of patients served during the year, 37,535, was an increase of 944 from 2011. New admissions to nursing homes increased by 999 patients.

Ownership

Table II shows that 138 or 67.3% of the nursing homes had proprietary ownership and accounted for 69.7% of all licensed nursing home beds. In contrast, nonprofit nursing homes accounted for 36 or 17.6% of all nursing homes and 14.8% of the licensed nursing home beds. The remaining 31 or 15% of nursing homes were publicly owned and leased with 15.3% of the licensed nursing home beds.

Employees

Table III shows that 22,677 people were employed in skilled nursing facilities in Mississippi in 2012. Fulltime employees were 17,807 or

78.5% of this number while 4,870 or 21.5% were part-time employees. Nursing service employees including R.N.s, L.P.N.s, Aides, and Orderlies accounted for 15,262 or 67.3% of the total number of employees.

Beds

Table IV lists the 205 skilled nursing facilities in alphabetical order, showing that all but 211 of the 19,163 licensed nursing home beds are set up and staffed. County of location is also shown.

Table V shows a state skilled nursing facility occupancy rate of 88%, and an average daily census of 16,860.6. Occupancy rates are calculated on licensed beds, therefore occupancy rates calculated on beds set up and staffed would be higher.

Tables VI gives a breakdown by county of the number of licensed nursing home beds and the type of accommodation available by number of beds set up and staffed. The county having the most skilled nursing facility beds was Hinds, with 1,563 beds licensed and 1,561 set up and staffed for use.

Table VII shows that there were 19,163 licensed nursing care beds in Mississippi, a decrease of 62 beds over 2011. Semi-private rooms accounted for 14,848 or 78.3% of the beds set up and staffed; private rooms accounted for 3,211 or 16.9% and wards accounted for 893 or 4.7%.

Table VIII shows that 118 or 56.6% of all nursing care facilities had between 60 and 119 beds, 62 facilities or 31.2% had between 120-179 beds, 17 facilities or 8.3% had less than 60 beds, 7 or 3.4% had between 180 and 239, and one facility had more than 240 beds.

Table IX shows the bed count groups by county.

Patient Characteristics

Table X shows that there were 37,535 patients served by the 205 nursing homes in Mississippi during 2012. There was an increase of 944 patients reported served in 2012 than 2011. There were 24,212 patients, age 75 years and older, accounting for 64.5% of all patients served. Females comprised 24,014 or 64% of the patients served during 2012.

Beginning and ending patient census by sex are shown in Table XI. On December 31, 2012 there were 16,742 patients in skilled nursing facilities.

Total patient days are shown in Table XII along with the ambulation status of nursing home patients. During 2012 nursing homes reported 6,170,964 patient days, a decrease from 6,186,326 patient days

reported in 2011. Approximately 38.6% skilled nursing facility patients were ambulant.

New Admissions

Table XIII indicates that 20,629 new patients were admitted in 2012, for an average of 100 new admissions per facility. New admissions increased by 999. Admissions from hospitals accounted for 17,622 or 85.4%; admissions from own or relatives home accounted for 1,095 or 5.3%; admissions from another nursing home accounted for 1,639 or 7.9% and the remaining 273 or 1.3 were admitted from other places.

Source of Payments

Table XIV reveals the fee sources for the 20,629 new admissions in 2012. The combined 18,113 Medicare and Medicaid funded patients were 87.8% of all fee sources. One thousand thirty one or 5.5%, of admissions were self-pay. VA sponsored admissions were 132 or 0.6% of fee sources. Twenty-six Welfare and other admissions were reported. All other sources accounted for 5.9% or 1,227 admissions.

Discharges and Deaths

Table XV shows that live discharges accounted for 80.7% of patients discharged from nursing homes. The majority of these were to hospitals 40.8%, or homes 49.3%. Approximately 7.6% were transferred to another nursing facility, and the remaining 2.3% were discharged to other locations.

Table XVI displays total patient days, total admissions and total patients served by county for skilled nursing facilities.

Intermediate Care Facilities for the Mentally Retarded

There were 2,618 licensed ICF/MR beds in 2012.

The total patient census on December 31, 2012, was 2,568. This represents an ICF/MR occupancy rate of 92.4% and an average daily census of 2,601.99.

The total number of patients served during the year, 2,883 was a decrease of 17 from 2011.

Ownership

Table XVIII shows that 9 or 56.3% of the ICF/MRs were publicly owned and accounted for approximately 74% of all licensed ICF/MR beds. Proprietary ownership accounted for 5 or 31.3% of the beds. The remaining 65 beds were nonprofit.

Employees

Employees at ICF/MRs are depicted in Table XIX. In 2012 4,808 people were employed at ICF/MR facilities. Approximately 97% of the employees are full-time. Nursing service employees, including R.N.s, L.P.N.s, Aides, and Orderlies, accounted for 3,186 or 66% of the total number of employees.

Beds

Table XX lists the 16 ICF/MR homes in alphabetical order, showing that all but 198 of the 2,816 licensed ICF/MR beds are set up and staffed. County of location is also shown.

Licensed beds, occupancy rates and average daily census are shown by county in Table XXI. Occupancy rates are calculated on licensed beds, therefore occupancy rates calculated on beds set up and staffed would be higher.

The state ICF/MR occupancy was 92.4% and the average daily census was 2,601.99.

Table XXII gives a breakdown by county of the number of licensed ICF/MR beds and the type of accommodation available by number of beds set up and staffed. The county having the most ICF/MR beds was Jones, with 757 beds licensed, followed by Lafayette County with 485 beds, Rankin County with 415, Simpson with 323 beds, Harrison with 240, Lincoln with 172, Madison with 152, Oktibbeha with 140, and Coahoma with 132 beds.

Table XXIII shows that there were 2,816 licensed ICF/MR beds in Mississippi. Semi-private rooms accounted for 1,792 or 68.4% of the beds set up and staffed; wards accounted for 697 or 26.6%; and private rooms accounted for 129 or 4.9%.

Table XXIV shows that 6 or 37.5% of all ICF/MR facilities had between 120 and 179 beds, 4 facilities had more than 240 beds, 2 or 12.5% had between 180 and 239, 1 had between 60-119 or 6.2% and 3 had fewer than 60 beds. A county listing of licensed beds by type is depicted in Table XXV.

Patient Characteristics

Table XXVI shows that there were 2,883 patients served by the 16 ICF/MRs in Mississippi during 2012, for an average of 180 patients served per facility. There was a slight decrease of patients reported served in 2012 than 2011. Approximately 51% of ICF/MR patients were under 45 years of age, 37.8% were aged 45 to 64, and 10.3% were aged 65 and older. Males made up 58.1% of the ICF/MR population.

Beginning and ending patient census by sex are shown in Table XXVII. On December 31, 2011, there were 2,677 patients in ICF/MRs, and on December 31, 2012, there were 2,568 patients in ICF/MRs.

Total patient days by classification are shown in Table XXVIII along with the ambulation status of ICF/MR patients. During 2012 ICF/MRs reported 952,327 patient days, a decrease from 982,478 patient days reported in 2011. Approximately 77% ICF/MR patients were ambulant.

New Admissions

Table XXIX indicates that 206 new patients were admitted in 2012, for an average of 12.9 new admissions per facility. New admissions decreased by one. Admissions from home or relatives home accounted for 120 or 58.2% of all new admissions, 5 or 2.4% were admitted from hospitals, 57 or 27.7% were admitted from other nursing homes. The remaining 24 admissions, 11.7%, were admitted from other places.

Source of Payments

Table XXX reveals all 206 new admissions in 2012 were Medicaid.

Discharges and Deaths

Live discharges increased from 181 in 2011 to 269 in 2012. Deaths increased slightly from 2011's statistics. Total number of live discharges and deaths are shown in Table XXXI. ICF/MR live discharges accounted for 85.4%. The majority of live discharges, 30.5%, were to homes, 5.6% were discharged to hospitals, 38.3% were transferred to another nursing home, and 25.7% were discharged to other places.

Table XXXII displays total patient days, total admissions and total patients served by county for ICF/MRs.

Psychiatric Residential Treatment Facilities

Total patient census on December 31, 2012 was 330. This represents a slight increase over 2011.

Ownership

Table XXXIV shows that 57.2% of the 346 beds were proprietary, 28.6% were public and 14.3% were nonprofit.

Employees

Employees at psychiatric residential treatment facilities are depicted in Table XXXV. In 2012 805 people were employed, of which 83.2% were full-time. Nursing service employees including R.N.s, L.P.N.s, Aides and Orderlies accounted for 519 or 64.5% of the total number of employees.

Beds

Table XXXVI shows that all 346 licensed beds are set up and staffed.

Licensed beds, occupancy rates and average daily census are shown by county in Table XXXVII. The state psychiatric residential treatment facility occupancy rate was 96.3% and average daily census was 333.2.

Table XXXVIII gives a breakdown by county of the number of licensed psychiatric residential treatment facility beds and the type of accommodation available by number of beds set up and staffed.

Table XXXIX shows that there were 346 licensed psychiatric residential treatment facility beds in Mississippi. Semi-private rooms accounted for 158 or 45.6% of the beds set up and staffed, wards accounted for 130 or 37.6%, and 16.8% of the beds were private.

Patient Characteristics

Table XL shows that there were 1,080 patients served by the 7 facilities. All but 31 patients were under 18.

Beginning and ending patient census by sex are shown in Table XLI. On December 31, 2011 there were 336 patients in psychiatric residential treatment facilities and on December 31, 2012 there were 330 patients.

Total patient days are shown in Table XLII along with ambulation status. There were 121,955 patient days reported in 2012 and all 330 patients were ambulant.

New Admissions

Of the 744 new patients admitted during 2012, 36.2% were admitted from home, 50.1% were admitted from hospitals, 13.6% were admitted from other places and one patient was admitted from another nursing home.

Source of Payments

Table XLIV reveals that 716, 96.2%, new admissions during 2012 were admitted under Medicaid. The remaining 3.7% were admitted by relatives and other sources.

Discharges and Deaths

Of the 750 discharges, 67.6% returned home, 12% transferred to other places, and 20.4% were discharged to hospitals. No deaths were reported in 2012.

Table XLVI displays total patient days, total admissions and total patients served by county.

Personal Care Homes

One hundred seventy two personal care homes responded to the survey, which represents a decrease of 3 over those responding in 2011. The following personal care homes opened during 2012.

County	Personal Care Home
George	Amelia's Garden
Hancock	Seashore Oaks Assisted Living
Harrison	One Magnolia Place Residence at Bay Cove
Jackson	Care Med Assisted Living
Marion	Bee Hive Homes of Marion
Washington	Restorations Assisted Living Facility

Three personal care homes changed names during the reporting period. Azalea Gardens Assisted Living Center is now Emeritus at Oxford and Personal Care Home of Wiggins changed to Christian Fellowship Home Assembly Living. Daniel Assisted Living is now Charleston Place.

The following personal care homes changed licensed bed capacity during the reporting period.

	2011 Beds	2012 Beds
Bee Hive Home of Forest	12	13
Charleston Place	38	44
Community Development Assisted Living	14	15
Genesis Personal Care Home	17	19
Lemoyne Place Assisted Living	34	38
Providence Personal Care Home of Senatobia	60	70
Scott-Dell Cottage	36	34
The Blake at Township	110	115
Wisteria Manor Personal Care Home	15	30

The following personal care homes closed or did not respond to the survey.

County	Personal Care Home
Adams	Arnold's Personal Care Home
Attala	Atwood Personal Care Home #1
Benton	Cedarbrook Personal Care Home
Hinds	Gena's Four Season's Personal Care Home Horizons Personal Care Home T's Personal Care Home
Jackson	Alternative Personal Care Home
Lamar	Windham House of Hattiesburg
Monroe	Monroe County Rest Home
Pearl River	New Country Living Personal Care Home

Table I

Nursing Facility Bed Count, Patient Census, Patients Served,
and New Admissions as of December 31, 2012

	2010	2011	2012
Counties with Nursing Facilities on December 31	81	81	81
Nursing Facilities on December 31:	203	205	205
Bed Count on December 31:	19,146	19,221	19,163
Patients on December 31:	16,975	16,901	16,742
Patients Served During the Year:	36,209	36,591	37,535
New Admissions During the Year:	19,105	19,630	20,629
Live Discharges During the Year:	15,361	15,809	16,783
Deaths During the Year:	3,873	3,881	4,010
Patient Days During the Year:	6,198,522	6,186,326	6,170,964

Appendix B has data for 1961-2009

Table II

Nursing Facility Ownership and Percentage Distribution
by Number of Facilities and Licensed Beds
as of December 31, 2012

	Nursing Facilities	Percent	Licensed Beds	Percent
Total	205	100.00	19,163	100.00
Proprietary	147	71.71	14,087	73.51
Nonprofit	26	12.68	2,050	10.70
Public	30	14.63	2,912	15.20
Public Leased	2	0.98	114	0.59

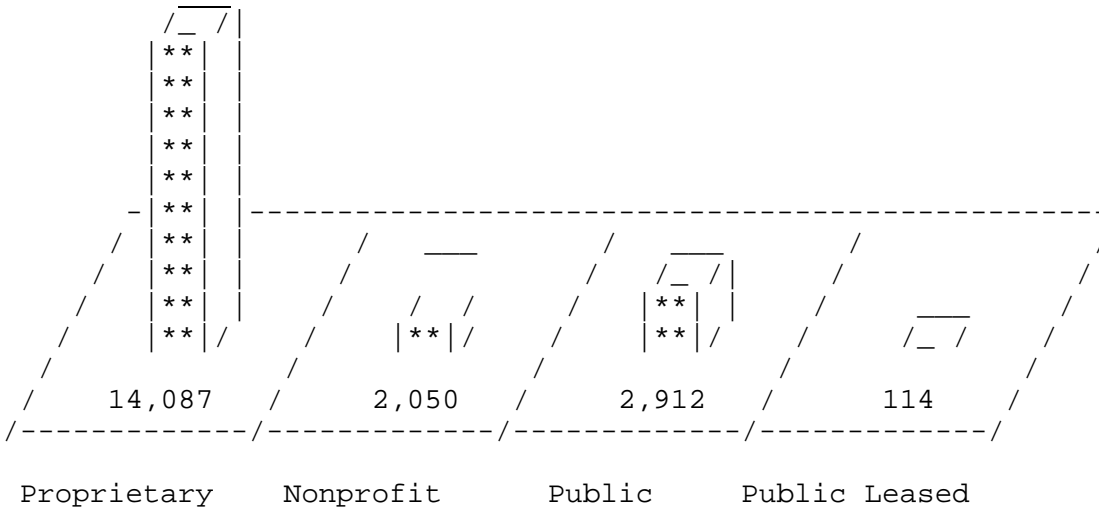
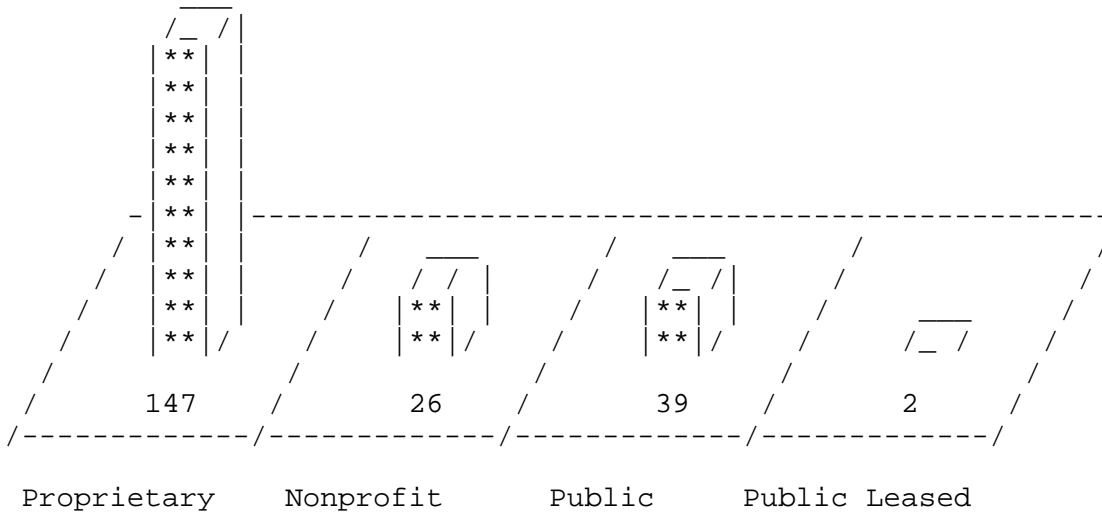


Table III

Nursing Facility Employees and Percentage Distribution
By Title and Whether Full-Time or Part-Time as of December 31, 2012

Employees by Type	Total		Full-Time		Part-Time	
	Number	Percent	Number	Percent	Number	Percent
Total	22,677	100.0	17,807	100.0	4,870	100.0
Administrator	261	1.2	239	1.3	22	0.5
Clerical	667	2.9	587	3.3	80	1.6
R.N.	1,998	8.8	1,364	7.7	634	13.0
L.P.N.	4,068	17.9	3,087	17.3	981	20.1
Aide, Orderly	9,196	40.6	7,591	42.6	1,605	33.0
Maid, Housekeeper	1,316	5.8	1,128	6.3	188	3.9
Laundry Worker	611	2.7	496	2.8	115	2.4
Dietitian (ADA)	174	0.8	19	0.1	155	3.2
Food Service Supervisor	231	1.0	212	1.2	19	0.4
Cook, Other Food Worker	1,952	8.6	1,598	9.0	354	7.3
Physical Therapist	215	0.9	93	0.5	122	2.5
Pharmacist	199	0.9	17	0.1	182	3.7
Other	1,789	7.9	1,376	7.7	413	8.5

Table IV

Licensed Bed Capacity and Beds Set Up and Staffed
for Nursing Facilities as of December 31, 2012

Nursing Facility	County	Licensed Beds	Beds Set Up and Staffed
Total		19,163	18,952
Adams County Nursing Center	Adams	100	100
Arbor Walk Healthcare Center	Washington	60	60
Arrington Living Center	Covington	60	60
Ashland Health & Rehab	Benton	60	59
Attala County Nursing Center	Attala	120	120
Aurora Health & Rehab	Lowndes	120	120
Azalea Gardens Nursing Center	Stone	103	103
Baldwyn Nursing Facility	Lee	107	107
Baptist Leake ECF	Leake	44	44
Bedford Alzheimers Care Center	Forrest	20	20
Bedford Care Center Monroe Hall	Forrest	60	60
Bedford Care Center of Hattiesburg	Forrest	162	162
Bedford Care Center of Marion	Lauderdale	128	128
Bedford Care Center of Mendenhall	Simpson	60	60
Bedford Care Center of Newton	Newton	120	116
Bedford Care Center of Petal	Forrest	60	60
Belhaven Senior Care	Hinds	60	60
Billdora Senior Care	Walthall	77	77
Biloxi Community Living Center	Harrison	240	180
Bolivar Medical Center LTC	Bolivar	35	35
Brandon Court	Rankin	100	100
Brandon Nursing & Rehab Center	Rankin	230	230
Briar Hill Rest Home	Rankin	60	60
Bruce Community Living Center	Calhoun	35	35
Calhoun Nursing Home	Calhoun	120	120
Camellia Estates	Pike	30	30
Care Center of Aberdeen	Monroe	120	108
Care Center of Laurel	Jones	120	120
Cedars Health Center	Lee	140	140
Chadwick Nursing & Rehab	Hinds	102	100
Choctaw Nursing Center	Choctaw	60	60
Choctaw Residential Center	Neshoba	120	120
Claiborne County Senior Care	Claiborne	77	77
Clarksdale Nursing Center	Coahoma	112	112
Cleveland Nursing & Rehab Center	Bolivar	120	120
Clinton Healthcare	Hinds	121	121
ComfortCare Nursing Center	Jones	126	126
Community Place	Hinds	60	60
Compere's Nursing Home	Hinds	60	60
Copiah Living Center	Copiah	60	60
Cornerstone Health & Rehab of Corinth	Alcorn	95	95
Cottage Grove Nursing Home	Hinds	120	120

Table IV Continued

Licensed Bed Capacity and Beds Set Up and Staffed
for Nursing Facilities as of December 31, 2012

Nursing Facility	County	Licensed Beds	Beds Set Up and Staffed
Countrybrook Living Center	Lincoln	121	121
Courtyard Rehab and Healthcare	Pike	145	145
Courtyards Community Living Center	Itawamba	66	66
Covenant Health & Rehab of Picayune	Pearl River	120	120
Covenant Health & Rehab of Vicksburg	Warren	120	120
Covington County Nursing Center	Covington	60	60
Crown Health & Rehab of Natchez	Adams	58	58
Crystal Health & Rehab of Greenwood	Leflore	110	110
DeSoto Healthcare Center	DeSoto	120	120
Dixie White House Nursing Home	Harrison	60	60
Driftwood Nursing Center	Harrison	151	151
Dugan Memorial Home	Clay	60	60
Dunbar Village Terrace	Hancock	70	69
Floy Dyer Manor	Chickasaw	66	66
Forest Hill Nursing Center	Hinds	87	87
George Regional Health & Rehab	George	19	19
Glenburney Nursing Home	Adams	96	96
Glenoaks Nursing Center	George	60	60
Golden Age Nursing Home	Leflore	180	180
Golden LivingCenter Amory	Monroe	152	152
Golden LivingCenter Batesville	Panola	130	130
Golden LivingCenter Brook Manor	Lincoln	58	58
Golden LivingCenter Carthage	Leake	99	99
Golden LivingCenter Eason	Lee	120	120
Golden LivingCenter Eupora	Webster	119	119
Golden LivingCenter Meridian	Lauderdale	120	120
Golden LivingCenter Ripley	Tippah	140	140
Golden LivingCenter Southaven	DeSoto	140	140
Golden LivingCenter Tylertown	Walthall	60	60
Grace Health & Rehab of Grenada	Grenada	137	137
Graceland Care Center of New Albany	Union	120	120
Graceland Care Center of Oxford	Lafayette	180	180
Graceland Care Center of Pontotoc	Pontotoc	60	60
Greenbough Nursing Center	Coahoma	66	60
Greenbriar Nursing Center	Harrison	66	66
Greene Rural Health Center	Greene	60	60
Grenada Living Center	Grenada	110	110
Hattiesburg Health & Rehab	Forrest	184	183
Haven Hall Healthcare Center	Lincoln	81	81
Heritage House Nursing Center	Warren	60	60
Heritage Manor of Rolling Fork	Sharkey	54	54
Highland Home	Madison	120	120
Hillcrest Nursing Center	Simpson	120	120
Hilltop Manor Nursing Home	Neshoba	60	60

Table IV Continued

Licensed Bed Capacity and Beds Set Up and Staffed
for Nursing Facilities as of December 31, 2012

Nursing Facility	County	Licensed Beds	Beds Set Up and Staffed
Hinds County Nursing and Rehab Center	Hinds	105	105
Holmes County LTC Center	Holmes	70	70
Humphreys County Nursing Center	Humphreys	60	59
J.G. Alexander Nursing Center	Newton	60	60
Jaquith Nursing Home Adams Inn	Rankin	133	86
Jaquith Nursing Home Jaquith Inn	Rankin	87	82
Jaquith Nursing Home Jefferson Inn	Rankin	86	84
Jaquith Nursing Home Madison Inn	Rankin	85	83
Jaquith Nursing Home Monroe Inn	Rankin	88	88
James T Champion Nursing Facility	Lauderdale	120	120
Jasper County Nursing Home	Jasper	110	110
Jefferson County Nursing Home	Jefferson	60	59
Jefferson Davis ECF	Jeff Davis	60	60
Jones County Rest Home	Jones	122	122
Joy Health & Rehab of Cleveland	Bolivar	75	75
Lackey Convalescent Home	Scott	20	20
Lakeland Nursing & Rehab Center	Hinds	105	105
Lakeside Living Center	Clarke	120	120
Lakeview Nursing Center	Harrison	105	105
Lamar Healthcare & Rehab Center	Lamar	120	120
Landmark of DeSoto	DeSoto	60	60
Laurelwood Community Living Center	Jones	60	60
Lawrence County Nursing Center	Lawrence	60	60
Leakesville Rehab & Nursing Center	Greene	60	60
Legacy Manor Nursing & Rehab Center	Washington	60	60
Lexington Manor Senior Care	Holmes	68	68
Liberty Community Living Center	Amite	80	80
Liberty Health & Rehab of Indianola	Sunflower	75	75
Longwood Community Living Center	Prentiss	64	64
Louisville Healthcare	Winston	60	60
Madison County Nursing Home	Madison	95	95
Magnolia Senior Care	Hinds	60	60
Manhattan Nursing & Rehab Center	Hinds	180	180
Martha Coker Home	Yazoo	60	60
McComb Nursing & Rehab Center	Pike	140	140
Meadville Convalescent Home	Franklin	60	60
Meridian Community Living Center	Lauderdale	58	47
Methodist Specialty Care Center	Rankin	60	60
Mississippi Care Center of Alcorn County	Alcorn	125	125
Mississippi Care Center of Dekalb	Kemper	60	60
Mississippi Care Center of Greenville	Washington	116	116
Mississippi Care Center of Morton	Scott	120	120
Mississippi State Veterans Home Collins	Covington	150	150
Mississippi State Veterans Home Jackson	Hinds	150	150

Table IV Continued

Licensed Bed Capacity and Beds Set Up and Staffed
for Nursing Facilities as of December 31, 2012

Nursing Facility	County	Licensed Beds	Beds Set Up and Staffed
Mississippi State Veterans Home Kosciusko	Attala	150	150
Mississippi State Veterans Home Oxford	Lafayette	150	150
Neshoba County Nursing Home	Neshoba	160	160
Noxubee County Nursing Home	Noxubee	60	60
Oak Grove Retirement Home	Bolivar	60	60
Oasis Health & Rehab of Yazoo	Yazoo	180	180
Ocean Springs Nursing Center	Jackson	115	110
Pearl River County Hospital	Pearl River	126	126
Perry County Nursing Center	Perry	60	60
Pine Crest Guest Home	Copiah	120	116
Pine View Health Care Center	Wayne	90	90
Plaza Community Living Center	Jackson	120	120
Pleasant Hills Community Living Center	Hinds	120	120
Pontotoc Health Services	Pontotoc	44	44
Poplar Springs Nursing Center	Lauderdale	100	100
Queen City Nursing Center	Lauderdale	84	84
Quitman County Nursing Home	Quitman	60	60
Reginald P White Nursing Facility	Lauderdale	120	120
Rest Haven Health & Rehab	Tippah	60	60
River Chase Village	Jackson	60	60
River Heights Healthcare Center	Washington	60	60
River Place Nursing Center	Monroe	60	60
Riverview Nursing & Rehab Center	Leflore	120	120
Rolling Acres Retirement Center	Smith	121	121
Ruleville Nursing & Rehab	Sunflower	109	109
Sardis Community Nursing Home	Panola	60	60
Senatobia Convalescent Center	Tate	120	120
Shady Lawn Health & Rehab	Warren	100	92
Shearer Richardson Memorial Nursing Home	Chickasaw	73	73
Shelby Nursing & Rehab Center	Bolivar	60	60
Silver Cross Home	Lincoln	60	60
Singing River Rehab & Nursing	Jackson	160	140
Song Health & Rehab of Columbia	Marion	119	119
St Catherine's Village Siena Center	Madison	120	120
Starkville Manor	Oktibbeha	119	119
Stone County Nursing & Rehab Center	Stone	59	59
Sunplex Subacute	Jackson	73	73
Sunshine Health Care	Pontotoc	60	60
Tallahatchie General Hospital & ECF	Tallahatchie	98	98
The Arbor	Madison	60	60
The Boyington	Harrison	180	180
The Carrington Nursing Center	Oktibbeha	60	60
The Grove	Marion	80	80
The Landmark Nursing & Rehab	Prentiss	80	80

Table IV Continued

Licensed Bed Capacity and Beds Set Up and Staffed
for Nursing Facilities as of December 31, 2012

Nursing Facility	County	Licensed Beds	Beds Set Up and Staffed
The Meadows	Itawamba	130	130
The Myrtles Nursing Center	Marion	98	98
The Nichols Center	Madison	60	60
The Oaks Rehab & Healthcare Center	Lauderdale	82	80
Tippah County Nursing Home	Tippah	40	40
Tishomingo Community Living Center	Tishomingo	73	73
Tishomingo Manor	Tishomingo	105	105
Trinity Healthcare	Lowndes	60	60
Trinity Mission Health & Rehab of Clinton	Hinds	145	145
Trinity Mission Health & Rehab of Great Oaks	Marshall	60	60
Trinity Mission Health & Rehab of Holly Springs	Marshall	120	120
Tunica Nursing Home	Tunica	60	60
Tupelo Nursing & Rehab Center	Lee	120	120
Union County Health & Rehab Center	Union	60	60
Vaiden Community Living Center	Carroll	60	60
Vicksburg Convalescent Center	Warren	100	89
Vineyard Court Nursing Center	Lowndes	60	56
Walter B Crook Nursing Facility	Sunflower	60	60
Washington Care Center	Washington	60	60
Webster Health Services Nursing	Webster	36	35
West Point Community Living Center	Clay	100	100
Whitfield Nursing Home	Alcorn	44	44
Wilkinson County Senior Care	Wilkinson	105	105
Willow Creek	Hinds	88	88
Windham House of Hattiesburg	Lamar	60	60
Windsor Place Nursing & Rehab	Lowndes	140	140
Winona Manor Healthcare	Montgomery	120	120
Winston County Nursing Home	Winston	120	120
Wisteria Gardens	Rankin	52	52
Woodland Village Nursing Center	Hancock	132	132
Yalobusha County Nursing Home	Yalobusha	122	122

Table V

2012 Nursing Facility Licensed Beds, Occupancy Rates
and Average Daily Census

Facility	Licensed Beds	Occ Rate	ADC
Total	19,163	87.98	16,860.60
Adams County	254	65.31	165.88
Adams County Nursing Center	100	79.87	79.87
Crown Health & Rehab of Natchez	58	88.70	51.45
Glenburney Nursing Home	96	36.00	34.56
Alcorn County	264	90.17	238.05
Cornerstone Health & Rehab of Corinth	95	94.34	89.62
Mississippi Care Center of Alcorn County	125	92.75	115.94
Whitfield Nursing Home	44	73.85	32.49
Amite County			
Liberty Community Living Center	80	96.97	77.58
Attala County	270	89.26	89.26
Attala County Nursing Center	120	80.87	97.04
Mississippi State Veterans Home Kosciusko	150	95.98	143.97
Benton County			
Ashland Health & Rehab	60	86.82	52.09
Bolivar County	350	92.88	325.09
Bolivar Medical Center LTC	35	96.13	33.64
Cleveland Nursing & Rehab Center	120	92.38	110.86
Joy Health & Rehab of Cleveland	75	91.34	68.51
Oak Grove Retirement Home	60	94.68	56.81
Shelby Nursing & Rehab Center	60	92.12	55.27
Calhoun County	155	85.87	133.10
Bruce Community Living Center	35	92.27	32.30
Calhoun Nursing Home	120	84.00	100.80
Carroll County			
Vaiden Community Living Center	60	84.97	50.98
Chickasaw County	139	91.52	127.21
Floy Dyer Manor	66	96.91	63.96
Shearer Richardson Memorial Nursing Home	73	86.65	63.25
Choctaw County			
Choctaw Nursing Center	60	96.08	57.65

Table V Continued

2012 Nursing Facility Licensed Beds, Occupancy Rates
and Average Daily Census

Facility	Licensed Beds	Occ Rate	ADC
Claiborne County Claiborne County Senior Care	77	81.59	62.83
Clarke County Lakeside Living Center	120	96.91	116.29
Clay County Dugan Memorial Home	160 60	82.45 96.89	131.91 58.13
West Point Community Living Center	100	73.78	73.78
Coahoma County Clarksdale Nursing Center	178 112	82.63 81.94	147.09 91.77
Greenbough Nursing Center	66	83.82	55.32
Copiah County Copiah Living Center	180 60	81.72 88.79	147.11 53.28
Pine Crest Guest Home	120	78.19	93.83
Covington County Arrington Living Center	270 60	92.36 84.13	249.38 50.48
Covington County Nursing Center	60	87.17	52.30
Mississippi State Veterans Home Collins	150	97.73	146.60
DeSoto County DeSoto Healthcare Center	320 120	91.68 90.64	293.38 108.77
Golden Living Southaven	140	93.27	130.58
Landmark of DeSoto	60	90.05	54.03
Forrest County Bedford Alzheimers Care Center	486 20	90.06 93.21	451.33 18.64
Bedford Care Center of Hattiesburg	162	87.69	142.05
Bedford Care Center Monroe Hall	60	97.12	58.27
Bedford Care Center of Petal	60	96.52	57.91
Hattiesburg Health & Rehab	184	94.81	174.46
Franklin County Meadville Convalescent Home	60	83.62	50.17
George County George Regional Health & Rehab	79 19	90.07 79.39	71.15 15.08
Glenoaks Nursing Center	60	93.45	56.07

Table V Continued

2012 Nursing Facility Licensed Beds, Occupancy Rates
and Average Daily Census

Facility	Licensed Beds	Occ Rate	ADC
Greene County	120	89.64	107.56
Greene Rural Health Center	60	96.19	57.71
Leakesville Rehab & Nursing Center	60	83.08	49.85
Grenada County	247	85.85	212.05
Grace Health & Rehab of Grenada	137	82.71	113.31
Grenada Living Center	110	89.76	98.74
Hancock County	202	89.01	179.79
Dunbar Village Terrace	70	91.62	64.13
Woodland Village Nursing Center	132	87.62	115.66
Harrison County	802	80.61	646.53
Biloxi Community Living Center	240	60.74	145.77
Dixie White House Nursing Home	60	95.56	57.33
Driftwood Nursing Center	151	85.42	128.99
Greenbriar Nursing Center	66	87.91	58.02
Lakeview Nursing Center	105	96.44	101.27
The Boyington	180	86.19	155.15
Hinds County	1,563	92.14	1,440.21
Belhaven Senior Care	60	96.04	57.62
Chadwick Nursing & Rehab	102	94.75	96.64
Clinton Healthcare	121	93.60	113.25
Community Place	60	92.34	55.40
Compere's Nursing Home	60	98.36	59.02
Cottage Grove Nursing Home	120	80.03	96.03
Forest Hill Nursing Center	87	89.30	77.69
Hinds County Nursing and Rehab Center	105	82.81	86.95
Lakeland Nursing & Rehab Center	105	96.11	100.92
Magnolia Senior Care	60	95.91	57.55
Manhattan Nursing & Rehab Center	180	96.33	173.39
Mississippi State Veterans Home Jackson	150	94.15	141.22
Pleasant Hills Community Living Center	120	86.53	103.83
Trinity Mission Health & Rehab of Clinton	145	95.01	137.77
Willow Creek	88	94.23	82.93
Holmes County	138	88.15	121.65
Holmes County LTC Center	70	84.95	59.46
Lexington Manor Senior Care	68	91.45	62.19
Humphreys County			
Humphreys County Nursing Center	60	85.99	51.60

Table V Continued

2012 Nursing Facility Licensed Beds, Occupancy Rates
and Average Daily Census

Facility	Licensed Beds	Occ Rate	ADC
Itawamba County	196	87.40	171.31
Courtyards Community Living Center	66	76.03	50.18
The Meadows	130	93.18	121.13
Jackson County	528	78.82	416.17
Ocean Springs Nursing Center	115	83.43	95.95
Plaza Community Living Center	120	80.55	96.66
River Chase Village	60	89.36	53.61
Singing River Rehab & Nursing	160	69.79	111.67
Sunplex Subacute	73	79.84	58.28
Jasper County			
Jasper County Nursing Home	110	97.76	107.54
Jefferson County			
Jefferson County Nursing Home	60	86.68	52.01
Jeff Davis County			
Jefferson Davis ECF	60	83.28	49.97
Jones County	428	88.82	380.18
Care Center of Laurel	120	90.76	108.92
ComfortCare Nursing Center	126	97.85	123.30
Jones County Rest Home	122	80.44	98.13
Laurelwood Community Living Center	60	83.05	49.83
Kemper County			
Mississippi Care Center of Dekalb	60	93.23	55.94
Lafayette County	330	86.34	284.91
Graceland Care Center of Oxford	180	78.35	141.02
Mississippi State Veterans Home Oxford	150	95.93	143.89
Lamar County	180	53.28	95.90
Lamar Healthcare & Rehab Center	120	32.77	39.32
Windham House of Hattiesburg	60	94.29	56.58
Lauderdale County	812	81.46	661.45
Bedford Care Center of Marion	128	80.21	102.67
Golden LivingCenter Meridian	120	91.38	109.66
James T Champion Nursing Facility	120	74.28	89.14
Meridian Community Living Center	58	65.85	38.19
Poplar Springs Nursing Center	100	84.24	84.24

Table V Continued

2012 Nursing Facility Licensed Beds, Occupancy Rates
and Average Daily Census

Facility	Licensed Beds	Occ Rate	ADC
Queen City Nursing Center	84	88.66	74.47
Reginald P White Nursing Facility	120	74.14	88.96
The Oaks Rehab & Healthcare Center	82	90.39	74.12
Lawrence County			
Lawrence County Nursing Center	60	96.99	58.19
Leake County	143	96.90	138.57
Baptist Leake ECF	44	99.73	43.88
Golden LivingCenter Carthage	99	95.65	94.69
Lee County	487	94.35	459.48
Baldwyn Nursing Facility	107	91.57	97.98
Cedars Health Center	140	96.70	135.39
Golden LivingCenter Eason	120	90.30	108.36
Tupelo Nursing & Rehab Center	120	98.12	117.75
Leflore County	410	78.40	321.44
Crystal Health & Rehab of Greenwood	110	90.45	99.49
Golden Age Nursing Home	180	86.13	155.03
Riverview Nursing & Rehab Center	120	55.77	66.92
Lincoln County	320	86.07	275.43
Countrybrook Living Center	121	75.45	91.29
Golden LivingCenter Brook Manor	58	94.10	54.58
Haven Hall Healthcare Center	81	91.81	74.37
Silver Cross Home	60	91.98	55.19
Lowndes County	380	85.87	326.32
Aurora Health & Rehab	120	76.16	91.39
Trinity Healthcare	60	97.13	58.28
Vineyard Court Nursing Center	60	80.10	48.06
Windsor Place Nursing & Rehab	140	91.85	128.59
Madison County	455	94.77	431.22
Highland Home	120	93.41	112.10
Madison County Nursing Home	95	99.08	94.13
St Catherine's Village Siena Center	120	97.18	116.62
The Arbor	60	90.76	54.46
The Nichols Center	60	89.85	53.91

Table V Continued

2012 Nursing Facility Licensed Beds, Occupancy Rates
and Average Daily Census

Facility	Licensed Beds	Occ Rate	ADC
Marion County	297	89.02	264.38
Song Health & Rehab of Columbia	119	86.66	103.12
The Grove	80	95.95	76.76
The Myrtles Nursing Center	98	86.22	84.50
Marshall County	180	92.72	166.89
Trinity Mission Health & Rehab of Great Oaks	60	92.68	55.61
Trinity Mission Health & Rehab of Holly Springs	120	92.73	111.28
Monroe County	332	86.15	286.02
Care Center of Aberdeen	120	74.87	89.84
Golden LivingCenter Amory	152	91.87	139.64
River Place Nursing Center	60	94.24	56.54
Montgomery County			
Winona Manor Healthcare	120	90.41	108.50
Neshoba County	340	95.48	324.65
Choctaw Residential Center	120	94.84	113.81
Hilltop Manor Nursing Home	60	95.60	57.36
Neshoba County Nursing Home	160	95.93	153.48
Newton County	180	92.09	165.76
Bedford Care Center of Newton	120	88.60	106.32
J.G. Alexander Nursing Center	60	99.07	59.44
Noxubee County			
Noxubee County Nursing Home	60	93.87	56.32
Oktibbeha County	179	86.91	155.57
Starkville Manor	119	82.65	98.36
The Carrington Nursing Center	60	95.36	57.21
Panola County	190	88.28	167.73
Golden LivingCenter Batesville	130	89.47	116.31
Sardis Community Nursing Home	60	85.71	51.42
Pearl River County	246	86.70	213.26
Covenant Health & Rehab of Picayune	120	94.44	113.33
Pearl River County Hospital	126	79.31	99.93
Perry County			
Perry County Nursing Center	60	82.17	49.30

Table V Continued

2012 Nursing Facility Licensed Beds, Occupancy Rates
and Average Daily Census

Facility	Licensed Beds	Occ Rate	ADC
Pike County	315	91.46	288.10
Camellia Estates	30	81.26	24.38
Courtyard Rehab and Healthcare	145	91.56	132.76
McComb Nursing & Rehab Center	140	93.54	130.96
Pontotoc County	164	96.76	158.70
Graceland Care Center of Pontotoc	60	95.46	57.28
Pontotoc Health Services	44	99.79	43.91
Sunshine Health Care	60	95.84	57.51
Prentiss County	144	93.54	134.69
Longwood Community Living Center	64	89.42	57.23
The Landmark Nursing & Rehab	80	96.83	77.46
Quitman County			
Quitman County Nursing Home	60	95.23	57.14
Rankin County	981	88.55	868.63
Brandon Court	100	91.92	91.92
Brandon Nursing & Rehab Center	230	97.84	225.02
Briar Hill Rest Home	60	95.72	57.43
Jaquith Nursing Home Adams Inn	133	60.79	80.85
Jaquith Nursing Home Jaquith Inn	87	88.08	76.63
Jaquith Nursing Home Jefferson Inn	86	88.47	76.09
Jaquith Nursing Home Madison Inn	85	87.50	74.38
Jaquith Nursing Home Monroe Inn	88	90.85	79.95
Methodist Specialty Care Center	60	99.02	59.41
Wisteria Gardens	52	90.28	46.95
Scott County	140	96.74	135.44
Lackey Convalescent Home	20	94.81	18.96
Mississippi Care Center of Morton	120	97.06	116.48
Sharkey County			
Heritage Manor of Rolling Fork	54	88.47	47.77
Simpson County	180	84.96	152.93
Bedford Care Center of Mendenhall	60	92.32	55.39
Hillcrest Nursing Center	120	81.28	97.54
Smith County			
Rolling Acres Retirement Center	121	77.97	94.34

Table V Continued

2012 Nursing Facility Licensed Beds, Occupancy Rates
and Average Daily Census

Facility	Licensed Beds	Occ Rate	ADC
Stone County	162	71.13	115.23
Azalea Gardens Nursing Center	103	72.62	74.80
Stone County Nursing & Rehab Center	59	68.52	40.43
Sunflower County	244	93.67	228.55
Liberty Health & Rehab of Indianola	75	81.11	60.83
Ruleville Nursing & Rehab	109	99.46	108.42
Walter B Crook Nursing Facility	60	98.83	59.30
Tallahatchie County			
Tallahatchie General Hospital & ECF	98	95.27	93.37
Tate County			
Senatobia Convalescent Center	120	93.81	112.58
Tippah County	240	86.81	208.35
Golden LivingCenter Ripley	140	85.44	119.61
Rest Haven Health & Rehab	60	81.86	49.12
Tippah County Nursing Home	40	99.04	39.62
Tishomingo County	178	91.05	162.07
Tishomingo Community Living Center	73	92.87	67.79
Tishomingo Manor	105	89.79	94.28
Tunica County			
Tunica Nursing Home	60	92.45	55.47
Union County	180	78.60	141.48
Graceland Care Center of New Albany	120	70.67	84.81
Union County Health & Rehab Center	60	94.46	56.67
Walthall County	137	89.19	122.19
Billdora Senior Care	77	86.47	66.58
Golden LivingCenter Tylertown	60	92.68	55.61
Warren County	380	87.38	332.03
Covenant Health & Rehab of Vicksburg	120	90.53	108.63
Heritage House Nursing Center	60	94.80	56.88
Shady Lawn	100	81.75	81.75
Vicksburg Convalescent Center	100	84.77	84.77

Table V Continued

2012 Nursing Facility Licensed Beds, Occupancy Rates
and Average Daily Census

Facility	Licensed Beds	Occ Rate	ADC
Washington County	356	91.08	324.25
Arbor Walk Healthcare Center	60	85.71	51.43
Legacy Manor Nursing & Rehab Center	60	95.78	57.47
Mississippi Care Center of Greenville	116	96.67	112.14
River Heights Healthcare Center	60	79.22	47.53
Washington Care Center	60	92.80	55.68
Wayne County			
Pine View Health Care Center	90	94.66	85.20
Webster County	155	91.39	141.66
Golden LivingCenter Eupora	119	89.89	106.97
Webster Health Services Nursing	36	96.36	34.69
Wilkinson County			
Wilkinson County Senior Care	105	84.63	88.86
Winston County	180	95.85	172.54
Louisville Healthcare	60	96.29	57.77
Winston County Nursing Home	120	95.64	114.77
Yalobusha County			
Yalobusha County Nursing Home	122	96.23	117.40
Yazoo County	240	95.23	228.55
Martha Coker Home	60	96.19	57.71
Oasis Health & Rehab of Yazoo	180	94.91	170.84

Table VI

Nursing Facility Bed Count by County and Type of Accommodation
as of December 31, 2012

County	Total Licensed Beds	Total	Private	Semi-Private	Ward
Total	19,163	18,952	3,211	14,848	893
Adams	254	254	24	222	8
Alcorn	264	264	36	228	0
Amite	80	80	4	76	0
Attala	270	270	16	242	12
Benton	60	59	5	54	0
Bolivar	350	350	50	246	54
Calhoun	155	155	31	124	0
Carroll	60	60	16	44	0
Chickasaw	139	139	75	64	0
Choctaw	60	60	36	24	0
Claiborne	77	77	3	74	0
Clarke	120	120	6	114	0
Clay	160	160	38	122	0
Coahoma	178	172	6	166	0
Copiah	180	176	26	150	0
Covington	270	270	18	240	12
DeSoto	320	320	42	278	0
Forrest	486	485	55	424	6
Franklin	60	60	12	48	0
George	79	79	5	74	0
Greene	120	120	42	78	0
Grenada	247	247	12	184	51
Hancock	202	201	37	164	0
Harrison	802	742	84	652	6
Hinds	1,563	1,561	178	1,234	149
Holmes	138	138	8	130	0
Humphreys	60	59	3	56	0
Itawamba	196	196	22	174	0
Jackson	528	503	71	408	24
Jasper	110	110	58	46	6
Jefferson	60	59	9	50	0
Jeff Davis	60	60	28	32	0
Jones	428	428	10	414	4
Kemper	60	60	4	56	0
Lafayette	330	330	28	290	12
Lamar	180	180	48	132	0
Lauderdale	812	799	89	702	8
Lawrence	60	60	10	50	0
Leake	143	143	43	100	0
Lee	487	487	168	280	39
Leflore	410	410	72	338	0

Table VI Continued

Nursing Facility Bed Count by County and Type of Accommodation
as of December 31, 2012

County	Total Licensed Beds	Total	Private	Semi-Private	Ward
Lincoln	320	320	22	298	0
Lowndes	380	376	55	300	21
Madison	455	455	179	276	0
Marion	297	297	53	226	18
Marshall	180	180	10	170	0
Monroe	332	320	23	288	9
Montgomery	120	120	38	82	0
Neshoba	340	340	142	198	0
Newton	180	176	12	164	0
Noxubee	60	60	4	56	0
Oktibbeha	179	179	9	170	0
Panola	190	190	49	102	39
Pearl River	246	246	54	192	0
Perry	60	60	8	52	0
Pike	315	315	47	268	0
Pontotoc	164	164	46	118	0
Prentiss	144	144	3	138	3
Quitman	60	60	2	58	0
Rankin	981	925	204	400	321
Scott	140	140	13	124	3
Sharkey	54	54	4	50	0
Simpson	180	180	6	174	0
Smith	121	121	7	114	0
Stone	162	162	10	152	0
Sunflower	244	244	68	176	0
Tallahatchie	98	98	94	4	0
Tate	120	120	6	114	0
Tippah	240	240	48	192	0
Tishomingo	178	178	91	78	9
Tunica	60	60	2	58	0
Union	180	180	6	170	4
Walthall	137	137	7	130	0
Warren	380	361	37	288	36
Washington	356	356	94	250	12
Wayne	90	90	2	88	0
Webster	155	154	44	110	0
Wilkinson	105	105	9	96	0
Winston	180	180	64	116	0
Yalobusha	122	122	44	78	0
Yazoo	240	240	67	146	27

Table VII

Nursing Facility Bed Count and Percentage Distribution
by Type of Accommodation as of December 31, 2012

	Total	Percent
Licensed Bed Capacity	19,163	100.0
Total Beds Set Up	18,952	98.9
Private	3,211	16.9
Semi-Private	14,848	78.3
Ward	893	4.7

Table VIII

Nursing Facilities by Bed Size
as of December 31, 2012

	Total	Percent
Total	205	100.0
<60	17	8.3
60 to 119	118	56.6
120 to 179	62	31.2
180 to 239	7	3.4
>= 240	1	0.5

Table IX

Nursing Facilities by Bed Size and County
as of December 31, 2012

	Under 60	69 to 119	120 to 139	180 to 230	240 & UP	Total
Total	17	118	62	7	1	205
Adams	1	2	0	0	0	3
Alcorn	1	1	1	0	0	3
Amite	0	1	0	0	0	1
Attala	0	0	2	0	0	2
Benton	0	1	0	0	0	1
Bolivar	1	3	1	0	0	5
Calhoun	1	0	1	0	0	2
Carroll	0	1	0	0	0	1
Chickasaw	0	2	0	0	0	2
Choctaw	0	1	0	0	0	1
Claiborne	0	1	0	0	0	1
Clarke	0	0	1	0	0	1
Clay	0	2	0	0	0	2
Coahoma	0	2	0	0	0	2
Copiah	0	1	1	0	0	2
Covington	0	2	1	0	0	3
DeSoto	0	1	2	0	0	3
Forrest	1	2	1	1	0	5
Franklin	0	1	0	0	0	1
George	1	1	0	0	0	2
Greene	0	2	0	0	0	2
Grenada	0	1	1	0	0	2
Hancock	0	1	1	0	0	2
Harrison	0	3	1	1	1	6
Hinds	0	9	5	1	0	15
Holmes	0	2	0	0	0	2
Humphreys	0	1	0	0	0	1
Itawamba	0	1	1	0	0	2
Jackson	0	3	2	0	0	5
Jasper	0	1	0	0	0	1
Jefferson	0	1	0	0	0	1
Jeff Davis	0	1	0	0	0	1
Jones	0	1	3	0	0	4
Kemper	0	1	0	0	0	1
Lafayette	0	0	1	1	0	2
Lamar	0	1	1	0	0	2
Lauderdale	1	3	4	0	0	8
Lawrence	0	1	0	0	0	1
Leake	1	1	0	0	0	2
Lee	0	1	3	0	0	4
Leflore	0	1	1	1	0	3
Lincoln	1	2	1	0	0	4
Lowndes	0	2	2	0	0	4

Table IX Continued

Nursing Facilities by Bed Size and County
as of December 31, 2012

	Under 60	69 to 119	120 to 139	180 to 230	240 & UP	Total
Madison	0	3	2	0	0	5
Marion	0	3	0	0	0	3
Marshall	0	1	1	0	0	2
Monroe	0	1	2	0	0	3
Montgomery	0	0	1	0	0	1
Neshoba	0	1	2	0	0	3
Newton	0	1	1	0	0	2
Noxubee	0	1	0	0	0	1
Oktibbeha	0	2	0	0	0	2
Panola	0	1	1	0	0	2
Pearl River	0	0	2	0	0	2
Perry	0	1	0	0	0	1
Pike	1	0	2	0	0	3
Pontotoc	1	2	0	0	0	3
Prentiss	0	2	0	0	0	2
Quitman	0	1	0	0	0	1
Rankin	1	7	1	1	0	10
Scott	1	0	1	0	0	2
Sharkey	1	0	0	0	0	1
Simpson	0	1	1	0	0	2
Smith	0	0	1	0	0	1
Stone	1	1	0	0	0	2
Sunflower	0	3	0	0	0	3
Tallahatchie	0	1	0	0	0	1
Tate	0	0	1	0	0	1
Tippah	1	1	1	0	0	3
Tishomingo	0	2	0	0	0	2
Tunica	0	1	0	0	0	1
Union	0	1	1	0	0	2
Walthall	0	2	0	0	0	2
Warren	0	3	1	0	0	4
Washington	0	5	0	0	0	5
Wayne	0	1	0	0	0	1
Webster	1	1	0	0	0	2
Wilkinson	0	1	0	0	0	1
Winston	0	1	1	0	0	2
Yalobusha	0	0	1	0	0	1
Yazoo	0	1	0	1	0	2

Table X

Patients Served During 2012
in Nursing Facilities by Age Group and Sex

<u>Age</u>	<u>Total</u>	<u>Percent</u>
Total	37,535	100.0
<18	4	0.0
18-44	579	1.5
45-64	5,119	13.6
65-74	7,621	20.3
75-84	12,174	32.4
>=85	12,038	32.1

Sex	37,535	100.0
Male	13,521	36.0
Female	24,014	64.0

Table XI

Number of Nursing Facility Patients by Sex in 2012

	Total	Male	Female
Total Patients December 31, 2011	16,906	5,677	11,229
New Admissions 2012	20,629	7,844	12,785
Discharges	16,783	6,335	10,448
Deaths	4,010	1,485	2,525
Total Patients December 31, 2012	16,742	5,701	11,041

Table XII

Ambulation Status of Patients in Nursing Facilities
as of December 31, 2012 and Total Days of Patient Care

	Total	Percent
Total	16,742	100.0
Ambulant	6,458	38.6
Non-Ambulant	10,284	61.4

Total Patient Days	6,170,964	

Table XIII

2012 Nursing Home Admissions

	Total	Percent
Total	20,629	100.0
Hospital	17,622	85.4
Another Nursing Home	1,095	5.3
Own or Relatives Home	1,639	7.9
Other	273	1.3

Table XIV

2012 Nursing Home Admissions by Fee Source

	Total	Percent
Total	20,629	100.0
Medicare	15,256	74.0
Medicaid	2,857	13.8
Patients and/or Relatives	1,131	5.5
VA Sponsored	132	0.6
Welfare Only	19	0.1
Welfare and Other Sources	7	0.0
All Other Sources	1,227	5.9

Table XV

Destination of Patients Discharged
from Nursing Facilities During 2012

	Total	Percent
Total	20,793	100.0
Deaths	4,010	19.3
Live Discharges	16,783	80.7
Returned to Own or Relatives Home	8,277	49.3
Transferred to Hospital	6,842	40.8
Transferred to Another Nursing Home	1,271	7.6
All Others	393	2.3

Table XVI

2012 Selected Skilled Nursing Facility Data

	Patient Days	Total Admissions	Total Patients Served
Total	6,170,964	20,629	37,535
Adams	60,711	328	541
Alcorn	87,128	526	757
Amite	28,394	82	162
Attala	88,209	197	430
Benton	19,065	59	112
Bolivar	118,981	304	625
Calhoun	48,713	88	226
Carroll	18,660	34	86
Chickasaw	46,560	74	200
Choctaw	21,099	31	89
Claiborne	22,995	60	121
Clarke	42,562	87	204
Clay	48,282	110	249
Coahoma	53,835	140	287
Copiah	53,839	186	332
Covington	91,272	222	459
DeSoto	107,376	781	1,075
Forrest	165,189	726	1,174
Franklin	18,364	52	100
George	26,042	103	170
Greene	39,368	112	216
Grenada	77,611	220	435
Hancock	65,805	297	471
Harrison	236,626	1,406	2,067
Hinds	527,118	1,890	3,317
Holmes	44,524	77	199
Humphreys	18,884	38	88
Itawamba	62,699	405	576
Jackson	152,317	868	1,285
Jasper	39,360	36	144
Jefferson	19,034	43	97
Jeff Davis	18,288	40	91
Jones	139,142	409	792
Kemper	20,474	45	99
Lafayette	104,280	290	573
Lamar	35,099	156	273
Lauderdale	242,096	692	1,361
Lawrence	21,298	49	109
Leake	50,718	70	208
Lee	168,169	531	986
Leflore	117,649	220	560
Lincoln	100,805	317	586
Lowndes	119,432	439	750

Table XVI Continued

2012 Selected Skilled Nursing Facility Data

	Patient Days	Total Admissions	Total Patients Served
Madison	157,821	621	1,044
Marion	96,763	248	520
Marshall	61,081	247	418
Monroe	104,684	268	550
Montgomery	39,710	136	239
Neshoba	118,820	310	624
Newton	60,669	73	241
Noxubee	20,614	32	91
Oktibbeha	56,939	253	415
Panola	61,389	303	466
Pearl River	78,053	310	531
Perry	18,045	56	108
Pike	105,441	476	779
Pontotoc	58,081	117	269
Prentiss	49,297	120	254
Quitman	20,912	27	87
Rankin	317,920	970	1,821
Scott	49,570	79	213
Sharkey	17,485	40	87
Simpson	55,972	96	263
Smith	34,530	38	138
Stone	42,175	206	326
Sunflower	83,647	197	432
Tallahatchie	34,173	51	144
Tate	41,203	178	292
Tippah	76,255	314	516
Tishomingo	59,320	195	355
Tunica	20,302	43	97
Union	51,782	220	379
Walthall	44,720	95	211
Warren	121,523	531	867
Washington	118,675	348	662
Wayne	31,182	48	134
Webster	51,848	143	283
Wilkinson	32,524	45	129
Winston	63,149	116	287
Yalobusha	42,968	58	174
Yazoo	83,650	181	407

Table XVII

ICF/MR Bed Count, Patient Census, Patients Served,
and New Admissions as of December 31, 2012

	2010	2011	2012
Counties with ICF/MRs on December 31	9	9	9
ICF/MRs on December 31:	15	16	16
Bed Count on December 31:	2,784	2,832	2,816
Patients on December 31:	2,670	2,677	2,568
Patients Served During the Year:	2,880	2,900	2,883
New Admissions During the Year:	194	207	206
Live Discharges During the Year:	165	181	269
Deaths During the Year:	45	42	46
Patient Days During the Year:	977,455	982,478	952,327

Appendix B has data for 1961-2009

Table XVIII

ICF/MR Ownership and Percentage Distribution
by Number of Homes and Licensed Beds as of December 31, 2012

	ICF/MR		Licensed Beds	
	Number	Percent	Number	Percent
Total	16	100.00	2,816	100.00
Proprietary	5	31.25	669	23.76
Nonprofit	2	12.50	65	2.31
Public	9	56.25	2,082	73.93

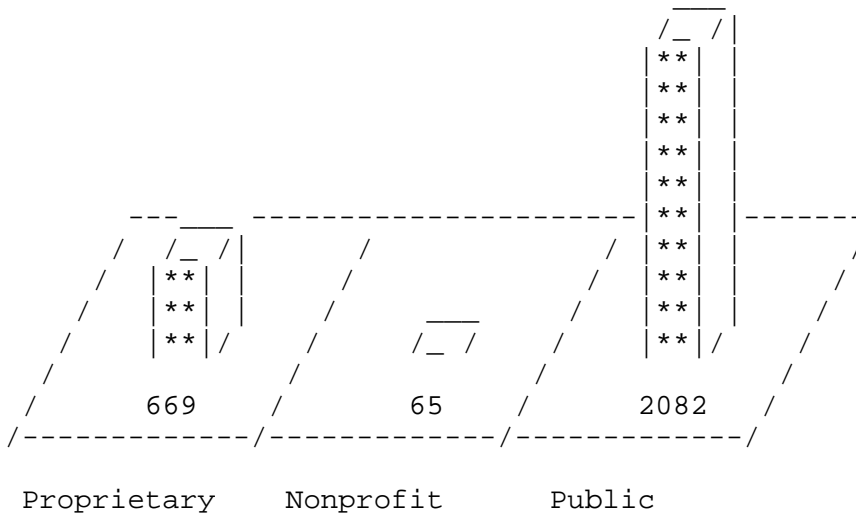
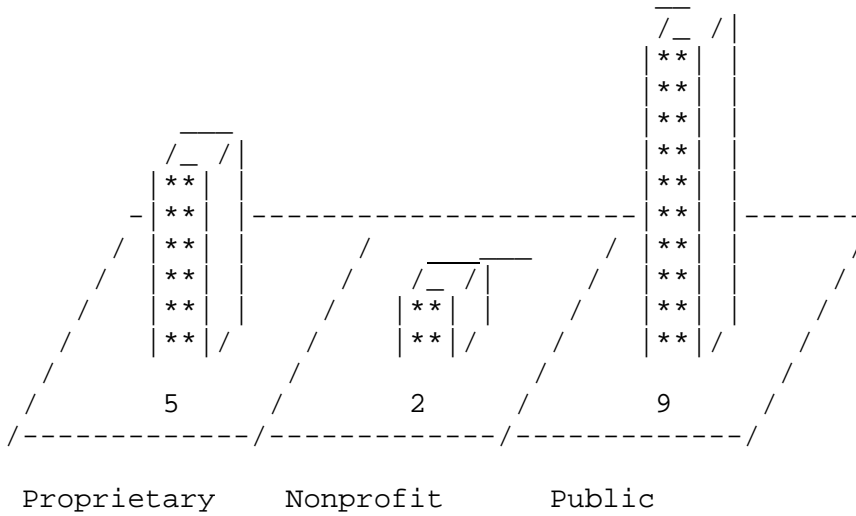


Table XIX

ICF/MR Employees and Percentage Distribution
By Title and Whether Full-Time or Part-Time as of December 31, 2012

Employees by Type	Total		Full-Time		Part-Time	
	Number	Percent	Number	Percent	Number	Percent
Total	4,808	100.0	4,655	100.0	153	100.0
Administrator	105	2.2	103	2.2	2	1.3
Clerical	135	2.8	135	2.9	0	0.0
R.N.	119	2.5	116	2.5	3	2.0
L.P.N.	301	6.3	285	6.1	16	10.5
Aide, Orderly	2,766	57.5	2,696	57.9	70	45.8
Maid, Housekeeper	93	1.9	88	1.9	5	3.3
Laundry Worker	46	1.0	41	0.9	5	3.3
Dietitian (ADA)	21	0.4	13	0.3	8	5.2
Food Service Supervisor	22	0.5	22	0.5	0	0.0
Cook, Other Food Worker	175	3.6	164	3.5	11	7.2
Physical Therapist	11	0.2	4	0.1	7	4.6
Pharmacist	15	0.3	5	0.1	10	6.5
Other	999	20.8	983	21.1	16	10.5

Table XX

Licensed Bed Capacity and Beds Set Up and Staffed
for ICF/MRs as of December 31, 2012

Facility	County	Licensed Beds	Beds Set Up and Staffed
Total		2,816	2,618
Alexander Milne Home for Women	Jones	45	45
Canton Manor	Madison	132	132
Clover Circle ICF/MR	Jones	197	165
Delta Manor	Coahoma	132	132
Hillside ICF/MR	Jones	138	105
Hudspeth Regional Center	Rankin	415	402
Lincoln Residential Center	Lincoln	140	140
Millcreek ICF/MR	Simpson	125	125
Miss Adolescent Center	Lincoln	32	32
Paul D Cotten ICF/MR	Jones	94	78
Pecan Grove ICF/MR	Jones	283	181
Rolling Hills Development Center	Oktibbeha	140	140
Son Valley	Madison	20	20
South Miss Regional Center	Harrison	240	240
W.L. Jaquith ICF/MR	Simpson	198	198
Woodlane ICF/MR	Lafayette	485	483

Table XXI

2012 ICF/MRs Licensed Beds, Occupancy Rates and Average Daily Census

Facility	Licensed Beds	Occ Rate	ADC
Total	2,816	92.40	2,601.99
Coahoma County Delta Manor	132	99.99	131.99
Harrison County South Mississippi Regional Center	240	99.52	238.84
Jones County Alexander Milne Home for Women	757 45	76.48 96.32	578.97 43.34
Clover Circle ICFMR	197	82.04	161.61
Hillside ICF/MR	138	74.75	103.16
Paul D Cotten ICF/MR	94	83.99	78.95
Pecan Grove ICF/MR	283	67.81	191.91
Lafayette County Woodlane ICF/MR	485	99.70	483.56
Lincoln County Lincoln Residential Center	172 140	98.09 99.98	168.72 139.97
Mississippi Adolescent Center	32	89.85	28.75
Madison County Canton Manor	152 132	99.87 99.91	151.81 131.89
Son Valley	20	99.59	19.92
Oktibbeha County Rolling Hills Development Center	140	99.92	139.88
Rankin County Hudspeth Regional Center	415	95.71	397.21
Simpson County Millcreek ICF/MR	323 125	96.29 99.68	311.01 124.60
W.L. Jaquith ICF/MR	198	94.15	186.41

Table XXII

ICF/MR Bed Count by County and Type of Accommodation
as of December 31, 2012

County	Total Licensed Beds	Total	Private	Semi-Private	Ward
Total	2,816	2,618	129	1,792	697
Coahoma	132	132	5	58	69
Harrison	240	240	4	236	0
Jones	757	574	20	336	218
Lafayette	485	483	7	470	6
Lincoln	172	172	22	144	6
Madison	152	152	9	74	69
Oktibbeha	140	140	8	66	66
Rankin	415	402	26	142	234
Simpson	323	323	28	266	29

Table XXIII

ICF/MR Bed Count and Percentage Distribution
by Type of Accommodation as of December 31, 2012

	Total	Percent
Licensed Bed Capacity	2,816	100.0
Total Beds Set Up	2,618	93.0
Private	129	4.9
Semi-Private	1,792	68.4
Ward	697	26.6

Table XXIV

ICF/MRs by Bed Size as of December 31, 2012

	Total	Percent
Total	16	100.0
<60	3	18.8
60 to 119	1	6.2
120 to 179	6	37.5
180 to 239	2	12.5
240 & up	4	25.0

Table XXV

ICF/MRs by Bed Size and County as of December 31, 2012

	Under 60	60 to 119	120 to 179	180 to 239	240 & UP	Total
Total	3	1	6	2	4	16
Coahoma	0	0	1	0	0	1
Harrison	0	0	0	0	1	1
Jones	1	1	1	1	1	5
Lafayette	0	0	0	0	1	1
Lincoln	1	0	1	0	0	2
Madison	1	0	1	0	0	2
Oktibbeha	0	0	1	0	0	1
Rankin	0	0	0	0	1	1
Simpson	0	0	1	1	0	2

Table XXVI

ICF/MR Patients Served During 2012 by Age Group and Sex

<u>Age</u>	<u>Total</u>	<u>Percent</u>
Total	2,883	100.0
<18	206	7.1
18-44	1,275	44.2
45-64	1,091	37.8
65-74	237	8.2
75-84	60	2.1
>=85	14	0.5

Sex	2,883	100.0
Male	1,675	58.1
Female	1,208	41.9

Table XXVII

Number of ICF/MR Patients by Sex in 2012

	Total	Male	Female
Total Patients December 31, 2011	2,677	1,545	1,132
New Admissions	206	130	76
Discharges	269	162	107
Deaths	46	23	23
Total Patients December 31, 2012	2,568	1,490	1,078

Table XXVIII

Ambulation Status of ICF/MR Patients
as of December 31, 2012 and Total Days of Patient Care

	Total	Percent
Total Patients	2,568	100.0
Ambulant Patients	1,973	76.8
Non-Ambulant Patients	595	23.2

Total Patient Days	952,327	

Table XXIX

2012 ICF/MR Admissions

	Total	Percent
Total	206	100.0
Hospital	5	2.4
Another Nursing Home	57	27.7
Own or Relatives' Home	120	58.2
Other	24	11.7

Table XXX

2012 ICF/MR Admissions by Fee Source

	Total	Percent
Total	206	100.0
Medicare	0	0.0
Medicaid	206	100.0
Patients and/or Relatives	0	0.0
VA Sponsored	0	0.0
Welfare Only	0	0.0
Welfare and Other Sources	0	0.0
All Other Sources	0	0.0

Table XXXI

Destination of ICF/MR Patients Discharged from 2012

	Total	Percent
Total	315	100.0
Deaths	46	14.6
Live Discharges	269	85.4
Returned to Own or Relatives Home	82	30.5
Transferred to Hospital	15	5.6
Transferred to Another Nursing Home	103	38.3
All Others	69	25.7

Table XXXII

2012 Selected ICF/MR Data

	Patient Days	Total Admissions	Total Patients Served
Total	952,327	206	2,883
Coahoma	48,308	7	139
Harrison	87,414	9	248
Jones	211,907	33	677
Lafayette	176,983	36	520
Lincoln	61,752	24	191
Madison	55,560	20	172
Oktibbeha	51,197	14	154
Rankin	145,378	11	410
Simpson	113,828	52	372

Table XXXIII

Psychiatric Residential Treatment Facility Bed Count, Patient Census,
Patients Served, and New Admissions as of December 31, 2012

	2010	2011	2012
Counties with Facilities on December 31	7	7	7
Facilities on December 31:	7	7	7
Bed Count on December 31:	346	346	346
Patients on December 31:	333	336	330
Patients Served During the Year:	1,033	1,057	1,080
New Admissions During the Year:	712	724	744
Live Discharges During the Year:	700	721	750
Deaths During the Year:	0	0	0
Patient Days During the Year:	119,475	121,497	121,955

Appendix B has data for 1961-2009

Table XXXIV

Psychiatric Residential Treatment Facility Ownership and
 Percentage Distribution by Number of Nursing Homes and Licensed Beds
 as of December 31, 2012

	Facilities		Licensed Beds	
	Number	Percent	Number	Percent
Total	7	100.00	346	100.00
Proprietary	4	57.14	198	57.23
Nonprofit	1	14.29	60	17.34
Public	2	28.57	88	25.43

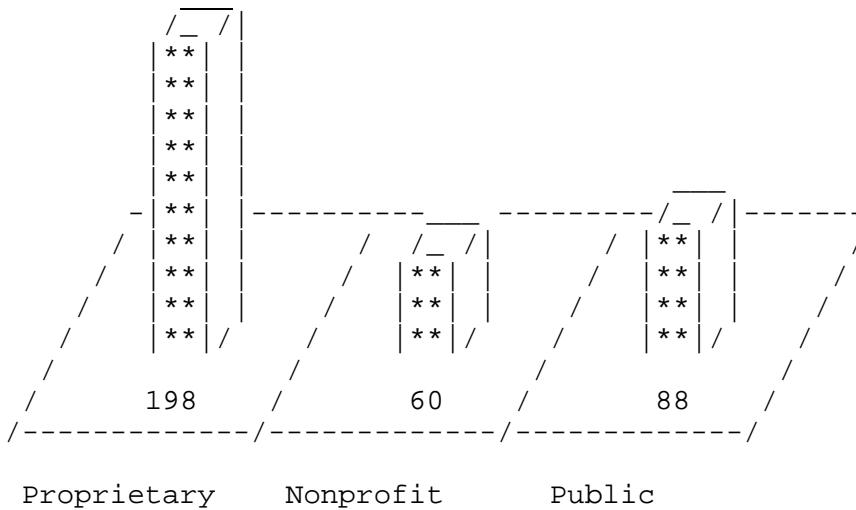
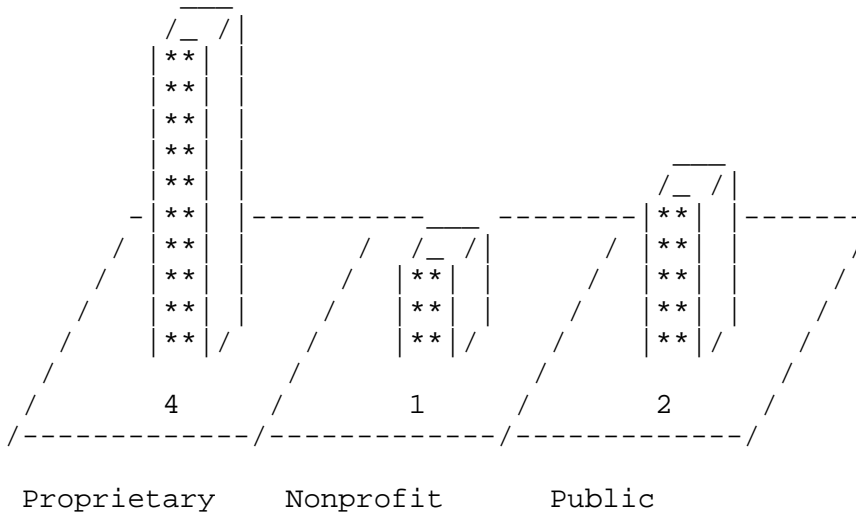


Table XXXV

Psychiatric Residential Treatment Facility Employees
and Percentage Distribution By Title and Whether
Full-Time or Part-Time as of December 31, 2012

Employees by Type	Total		Full-Time		Part-Time	
	Number	Percent	Number	Percent	Number	Percent
Total	805	100.0	670	100.0	135	100.0
Administrator	17	2.1	17	2.5	0	0.0
Clerical	31	3.9	31	4.6	0	0.0
R.N.	63	7.8	49	7.3	14	10.4
L.P.N.	28	3.5	27	4.0	1	0.7
Aide, Orderly	423	52.5	332	49.6	91	67.4
Maid, Housekeeper	23	2.9	22	3.3	1	0.7
Laundry Worker	2	0.2	2	0.3	0	0.0
Dietitian (ADA)	5	0.6	0	0.0	5	3.7
Food Service Supervisor	5	0.6	4	0.6	1	0.7
Cook, Other Food Worker	26	3.2	24	3.6	2	1.5
Physical Therapist	2	0.2	0	0.0	2	1.5
Pharmacist	5	0.6	2	0.3	3	2.2
Other	175	21.7	160	23.9	15	11.1

Table XXXVI

Licensed Bed Capacity and Beds Set Up and Staffed
for Psychiatric Residential Treatment Facilities
as of December 31, 2012

Facility	County	Licensed Beds	Beds Set Up and Staffed
Total		346	346
CARES Center	Hinds	60	60
The Crossings	Lauderdale	60	60
Diamond Grove Center	Winston	30	30
Millcreek	Simpson	57	57
Millcreek of Pontotoc	Pontotoc	51	51
Parkwood Behavioral Health System	DeSoto	40	40
Specialized Treatment Facility	Harrison	48	48

Table XXXVII

2012 Psychiatric Residential Treatment Facility Licensed Beds,
Occupancy Rates and Average Daily Census

Facility	Beds	Occ Rate	ADC
Total	346	96.30	333.21
DeSoto County			
Parkwood Behavioral Health System	40	96.52	38.61
Harrison County			
Specialized Treatment Facility	48	88.97	42.70
Hinds County			
CARES Center	60	93.27	55.96
Lauderdale County			
The Crossings	60	100.00	60.05
Pontotoc County			
Millcreek of Pontotoc	51	98.82	50.40
Simpson County			
Millcreek Psy/Res Treatment Facility	57	97.90	55.80
Winston County			
Diamond Grove Center	30	98.97	29.69

Table XXXVIII

Psychiatric Residential Treatment Facility Bed Count by County
and Type of Accommodation as of December 31, 2012

County	Total Licensed Beds	Beds Set Up and Staffed	Private	Semi-Private	Ward
Total	346	346	59	154	133
DeSoto	40	40	0	0	40
Harrison	48	48	36	12	0
Hinds	60	60	4	56	0
Lauderdale	60	60	0	6	54
Pontotoc	51	51	15	0	36
Simpson	57	57	4	50	3
Winston	30	30	0	30	0

Table XXXIX

Psychiatric Residential Treatment Facility Bed County by County
and Percentage Distribution by Type of Accommodation
as of December 31, 2012

	Total	Percent
Licensed Bed Capacity	346	100.0
Total Beds Set Up and Staffed	346	100.0
Private	58	16.8
Semi-Private	158	45.6
Ward	130	37.6

Table XL

Patients Served During 2012
in Psychiatric Residential Treatment Facilities
by Age Group and Sex

<u>Age</u>	<u>Total</u>	<u>Percent</u>
Total	1,080	100.0
<18	1,049	97.1
18-44	31	2.9
45-64	0	0.0
65-74	0	0.0
75-84	0	0.0
>=85	0	0.0

Sex	1,080	100.0
Male	711	65.8
Female	369	34.2

Table XLI

Number of Psychiatric Residential Treatment Facility
Patients by Sex in 2012

	Total	Male	Female
Total Patients December 31, 2011	336	225	111
New Admissions	744	486	258
Live Discharges	750	486	264
Died	0	0	0
Total Patients December 31, 2012	330	225	105

Table XLII

Ambulation Status of Patients in Psychiatric Residential
Treatment Facilities as of December 31, 2012
and Total Days of Patient Care

	Total	Percent
Total Patients	330	100.0
Ambulant Patients	330	100.0
Non-Ambulant Patients	0	0.0

Total Patient Days	121,955	

Table XLIII

2012 Residential Psychiatric Treatment Facility Admissions

	Total	Percent
Total	744	100.0
Hospital	373	50.1
Another Nursing Home	1	0.1
Own or Relatives Home	269	36.2
Other	101	13.6

Table XLIV

2012 Psychiatric Residential Treatment Facility
Admissions by Fee Source

	Total	Percent
Total	744	100.0
Medicare	0	0.0
Medicaid	716	96.2
Patients and/or Relatives	10	1.3
VA	0	0.0
Welfare	0	0.0
Welfare and Other	0	0.0
Other	18	2.4

Table XLV

Destination of Patients Discharged
from Psychiatric Residential Treatment Facility During 2012

	Total	Percent
Total	750	100.0
Deaths	0	0.0
Live Discharges	750	100.0
Returned to Own or Relatives Home	507	67.6
Transferred to Hospital	153	20.4
Transferred to Another Nursing Home	0	0.0
All Others	90	12.0

Table XLVI

Selected 2012 Psychiatric Residential Treatment Facility Data

	Patient Days	Admissions	Patients Served
Total	121,955	744	1,080
DeSoto	14,131	75	115
Harrison	15,630	87	130
Hinds	20,481	144	199
Lauderdale	21,978	106	166
Pontotoc	18,445	125	176
Simpson	20,423	146	203
Winston	10,867	61	91

Table XLVII

Personal Care Home Bed Count, Patient Census, Patients Served,
and New Admissions as of December 31, 2012

	2010	2011	2012
Counties with Personal Care Homes on December 31	59	61	59
Personal Care Homes on December 31:	166	173	172
Bed Count on December 31:	5,393	5,545	5,771
Patients on December 31:	4,098	4,240	4,349
Patients Served During the Year:	5,921	6,244	6,430
New Admissions During the Year:	2,114	2,220	2,274
Live Discharges During the Year:	1,390	1,533	1,558
Deaths During the Year:	433	471	523
Patient Days During the Year:	1,203,390	1,275,720	1,303,457

Appendix B has data for 1961-2009

Table XLVII

Ownership and Percentage Distribution by Number of
Personal Care Homes and Licensed Beds as of December 31, 2012

	Facilities		Licensed Beds	
	Number	Percent	Number	Percent
Total	172	100.00	5,771	100.00
Proprietary	143	83.14	4,857	84.16
Nonprofit	24	13.95	669	11.59
Public	5	2.91	245	4.25

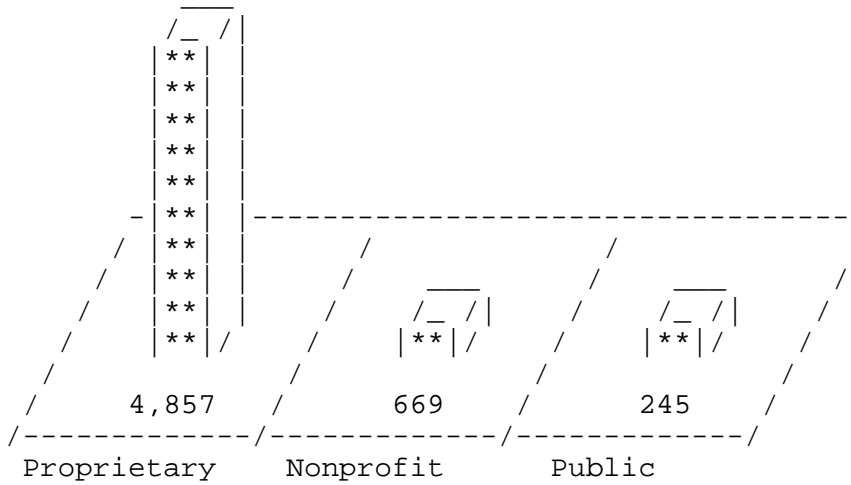
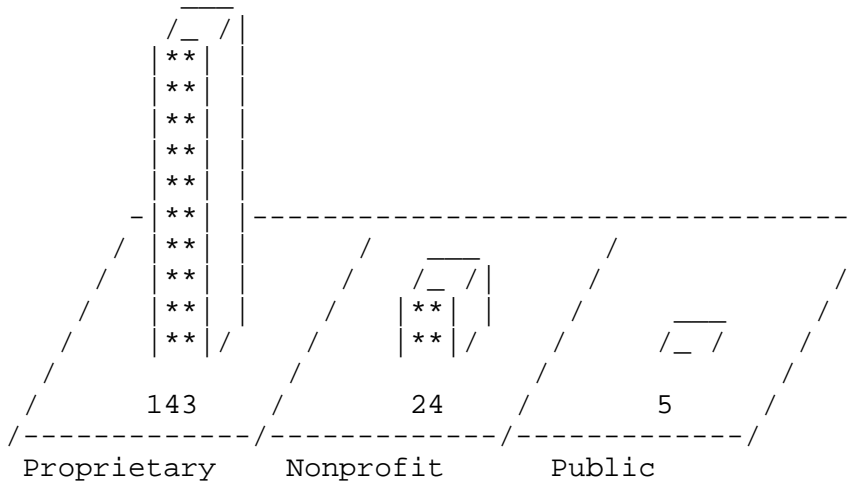


Table XLIX

Personal Care Home Employees and Percentage Distribution
By Title and Whether Full-Time or Part-Time as of December 31, 2012

Employees by Type	Total		Full-Time		Part-Time	
	Number	Percent	Number	Percent	Number	Percent
Total	4,465	100.0	3,024	100.0	1,441	100.0
Administrator	201	4.5	190	6.3	11	0.7
Clerical	142	3.2	110	3.6	32	2.2
R.N.	172	3.9	90	3.0	82	5.7
L.P.N.	574	12.9	339	11.2	235	16.3
Aide, Orderly	2,046	45.8	1,445	47.7	601	41.7
Maid, Housekeeper	286	6.4	199	6.6	87	6.0
Laundry Worker	62	1.4	50	1.7	12	0.8
Dietitian (ADA)	72	1.6	7	0.2	65	4.5
Food Service Supervisor	93	2.1	78	2.6	15	1.0
Cook, Other Food Worker	540	12.1	338	11.2	202	14.0
Physical Therapist	22	0.5	6	0.2	16	1.1
Pharmacist	13	0.3	3	0.1	10	0.7
Other	242	5.4	169	5.6	73	5.1

Table L

Licensed Bed Capacity and Beds Set Up and Staffed
for Personal Care Homes as of December 31, 2012

Personal Care Home	County	Licensed Beds	Beds Set Up and Staffed
Total		5,771	4,844
Alden Pointe	Lamar	45	35
Aldersgate Personal Care	Lauderdale	58	44
Alpha Omega Personal Care	Hinds	13	13
Amelia Garden	George	15	15
Aston Court Retirement Community	Pike	50	23
Atwood Personal Care Home	Neshoba	32	28
Atwood Personal Care Home #2	Attala	30	25
Autumn Light Personal Care Home	Hinds	23	23
Avonlea Assisted Living & Retirement	Lee	72	63
Bee Hive Home of Louisville	Winston	16	16
Bee Hive Homes of Carthage	Leake	15	16
Bee Hive Homes of Forest	Scott	13	13
Bee Hive Homes of Marion	Lauderdale	15	15
Bee Hive Homes of Newton	Newton	12	12
Bee Hive Homes of Philadelphia	Neshoba	12	12
Belmont Gardens	Warren	32	20
Blueberry Hill Personal Care Home	Pearl River	9	6
Brandon Court	Rankin	6	6
Briar Hill Rest Home Personal Care Home	Rankin	2	2
Brooklyn Hall Personal Care Home	Choctaw	14	13
Brookwood Villa Personal Care Home	Wayne	24	18
Bruce Community Living Center	Calhoun	20	20
Bryant's Residential Care Facility	Simpson	21	21
Camellia Estates	Pike	48	48
Carrington House	Tishomingo	25	18
Chapman Oaks	Harrison	15	13
Charleston Place	Itawamba	44	44
Chateau Jorja	Simpson	15	15
Christian Fellowship Home Assisted Living	Stone	15	15
Christopher's Court	Rankin	15	15
Christopher's Personal Care Home	Marshall	46	44
Church Street Personal Care Home of Ecu	Pontotoc	40	40
Cleveland Personal Care Home Residential Living	Bolivar	95	85
Collegeview Personal Care Home	Lowndes	6	6
ComfortCare Associated Living	Jones	12	12
Community Development Assisted Living I	Perry	12	12
Community Development Assisted Living II	Perry	15	15
Community Welfare & Health Center	Hinds	14	14
Cottonwood Manor	Jones	24	24
Country Comfort	Forrest	15	15
Country Cottage	Alcorn	29	25
Country Meadow Personal Care Home	Leflore	12	10

Table L Continued

Licensed Bed Capacity and Beds Set Up and Staffed
for Personal Care Homes as of December 31, 2012

Personal Care Home	County	Licensed Beds	Beds Set Up and Staffed
Countrywood Manor	Itawamba	46	33
Covington Ridge	Covington	36	30
Creation Elite	Hinds	15	15
Destiny Manor	Washington	11	11
Dogwood Plantation of Fulton	Itawamba	36	26
Dogwood Plantation of New Albany	Union	24	19
Dogwood of Corinth	Alcorn	40	25
Dunbar Village Courtyard	Hancock	10	10
Eldercare Personal Care Home	Hinds	11	11
Elderly Care Center	Noxubee	15	14
Emeritus at Biloxi	Harrison	105	79
Emeritus at Forrest Park	Forrest	90	83
Emeritus at Heritage House	Rankin	110	101
Emeritus at Oxford	Lafayette	90	90
Emeritus at Pine Meadow	Forrest	56	51
Emeritus at Ridgeland Pointe	Madison	100	76
Emeritus at Silverleaf Manor	Lauderdale	110	86
Emeritus at Trace Pointe	Hinds	108	108
Erie Personal Care Home	Hinds	11	10
Eva's Place	George	31	23
Extra Care	Jones	10	10
Fairfield of Batesville	Panola	54	50
Fern Brooke Personal Care Home	Chickasaw	18	14
Fisher Care	Lauderdale	8	8
Flowers Manor Personal Care	Coahoma	36	19
Friends Personal Care Home	Perry	12	12
Garden Suites Assisted Living	Monroe	22	15
Genesis Personal Care Home	Hinds	19	17
Golden Meadow	Clarke	15	14
Graceland of Grenada	Grenada	63	56
Hartford Place	Forrest	20	19
Haven Hall Healthcare Center	Lincoln	15	15
Heritage House Assisted Living	Warren	41	41
Heritage Manor Personal Care Home	Lawrence	12	12
Hermitage Gardens of Oxford	Lafayette	55	55
Hermitage Gardens of Southaven	DeSoto	65	59
House of Faith	Hinds	9	9
Indywood Estate Personal Care Home	Bolivar	38	39
Indywood Glen Personal Care Home	Leflore	62	52
Indywood Personal Care Home	Sunflower	29	29
Kare Medical Assisted Living	Jackson	6	4
Lakeside Village Residential Living Facility	Winston	15	12
Lakeview Nursing Center Personal Care Home	Harrison	10	2
Lakeview Place	Simpson	15	15

Table L Continued

Licensed Bed Capacity and Beds Set Up and Staffed
for Personal Care Homes as of December 31, 2012

Personal Care Home	County	Licensed Beds	Beds Set Up and Staffed
Lawson Personal Care Home	Bolivar	13	11
Lemoyne Place	Harrison	38	38
Life Pointe Village Southaven	DeSoto	101	73
Love & Gracious Center Services	Hinds	11	11
Lynnwood Senior Care	Jones	13	12
Magnolia Gardens Assisted Living of Ellisville	Jones	20	20
Magnolia Gardens Assisted Living of Laurel	Jones	56	56
Magnolia Gardens of Greenville	Washington	48	33
Magnolia Home	Lauderdale	14	14
Magnolia House	Adams	46	45
Magnolia Manor	Scott	15	15
Magnolia Manor at Tupelo	Lee	122	93
Magnolia Place	Lamar	18	14
Magnolia Place of New Albany	Union	40	34
McAllister's Personal Care Home	Hinds	11	11
McCoy Personal Care Home	Lauderdale	15	15
Miss Bernice's House	Holmes	16	16
Mississippi Cares Residential Home	Hinds	24	24
Mitchell Center	Lee	60	52
Montgomery Gardens Senior Living	Oktibbeha	36	29
New Dawn Retirement Center	Lincoln	8	8
New Horizon Residential Living	Lowndes	12	10
North Grove Assisted Living	Hinds	34	34
Northview Villa Personal Care	Jones	54	18
Oak Tree Plantation	Monroe	51	46
Oakwood Manor	Noxubee	10	5
Old Ladies Home	Madison	20	20
Olive Grove Terrace	DeSoto	90	70
One Magnolia Place	Harrison	60	26
Our Place Personal Care Home	Pearl River	12	10
Paradise Cove Assisted Living	Hinds	6	6
Paradise Personal Care Home	Claiborne	5	5
Parkers Personal Care Home	Hinds	16	16
Peach Tree Village	Rankin	71	71
Phillips Personal Care Home	Itawamba	14	14
Pope's Personal Care Home	Hinds	6	5
PressiCare	Monroe	10	10
Providence PCC of Senatobia	Tate	70	60
Provision Living at Hattiesburg	Lamar	100	79
Residence at Bay Cove	Harrison	92	39
Restorations Assisted Living Facility	Washington	15	15
Riggs Manor Retirement Community	Hinds	56	49
Riverbirch Residence	Lee	30	30
Rosewood Residence	Lee	75	58

Table L Continued

Licensed Bed Capacity and Beds Set Up and Staffed
for Personal Care Homes as of December 31, 2012

Personal Care Home	County	Licensed Beds	Beds Set Up and Staffed
Ruleville Nursing & Rehab	Sunflower	11	11
Samaritan Garden Personal Care Home	Lee	32	28
Scott Del Cottage Assisted Living	Prentiss	34	34
Seashore Oaks Assisted Living	Harrison	42	9
Seasons	Madison	10	0
Serenity Springs Personal Care Home	Jackson	8	8
Settlers Pointe Personal Care Home	Jackson	10	8
Shanells Assisted Living	Hinds	15	15
Shirley's Personal Care Home Assisted Living	Sunflower	12	12
Silvercreek Retirement Community	DeSoto	118	62
Smith Manor	George	14	14
Southern Living Specialty Care	Wayne	25	22
Southern Magnolia Estates	Tishomingo	37	32
Southern Magnolia Estates II	Tishomingo	18	13
Southern Magnolia Estates Belmont Golden	Tishomingo	37	31
Southern Oaks Personal Care Home	Pearl River	30	20
Sparrow Hills	George	26	23
St Catherine's Village Campbell Cove	Madison	36	36
St Catherine's Village Marion Hall	Madison	60	60
St David Personal Care Home	Hinds	8	8
Stone County Nursing & Rehab Center	Stone	1	1
Summerland Manor	Jasper	48	22
The Arrington	Lowndes	70	64
The Blake At Township	Madison	115	101
The Gardens	Jackson	52	48
The Grove	Marion	8	8
The Landmark Community	Prentiss	40	40
The Orchard Personal Care Home	Madison	61	56
The Sunshine Inn	Union	20	20
Timeless Grace Assisted Living	Pearl River	15	15
Trinity Personal Care	Lowndes	62	51
Vickers Personal Care Home	Oktibbeha	18	18
Vickers Personal Care Home	Webster	13	10
Villa South Assisted Living	Rankin	50	36
Waverly Care Home	Clay	21	21
Wellington Place	Washington	55	45
Wesley Meadows Personal Care Assisted Living	DeSoto	35	25
Willard F Bond Home	Madison	40	30
Wisteria Gardens	Rankin	6	6
Wisteria Manor Personal Care Home	Clarke	30	21
Woodland Court Personal Care	Newton	41	30
Woodland Village Nursing Center	Hancock	2	2

Table LI

2012 Personal Care Home Licensed Beds, Occupancy Rates
and Average Daily Census

Facility	Licensed Beds	Occ Rate	ADC
Total	5,771	71.89	3,561.33
Adams County Magnolia House	46	94.74	43.58
Alcorn County Country Cottage Dogwood of Corinth	69 29 40	75.05 89.21 64.78	51.78 25.87 25.91
Attala County Atwood Personal Care Home #2	30	N/A	N/A
Bolivar County Cleveland Personal Care Home Residential Living Indywood Estate Personal Care Home Lawson Personal Care Home	146 95 38 13	70.03 74.51 85.46 N/A	96.44 70.79 25.65 N/A
Calhoun County Bruce Community Living Center	20	64.13	12.83
Chickasaw County Fern Brooke Personal Care Home	18	76.4	13.75
Choctaw County Brooklyn Hall Personal Care Home	14	89.64	12.55
Claiborne County Paradise Personal Care Home	5	N/A	N/A
Clarke County Golden Meadow Wisteria Manor Personal Care Home	45 15 30	46.06 66.48 35.85	20.72 9.97 10.75
Clay County Waverly Care Home	21	84.34	17.71
Coahoma County Flowers Manor Personal Care	36	32.35	11.64
Covington County Covington Ridge	36	76.81	27.65

Table LI Continued

2012 Personal Care Home Licensed Beds, Occupancy Rates
and Average Daily Census

Facility	Licensed Beds	Occ Rate	ADC
DeSoto County	409	59.03	241.45
Hermitage Gardens of Southaven	65	79.62	51.75
Life Pointe Village Southaven	101	65.31	65.96
Olive Grove Terrace	90	54.26	48.84
Silvercreek Retirement Community	118	43.19	50.97
Wesley Meadows Personal Care Assisted Living	35	68.37	23.93
Forrest County	181	62.43	79.29
Country Comfort	15	86.67	13.00
Emeritus at Forrest Park	90	64.44	58.00
Emeritus at Pine Meadow	56	N/A	N/A
Hartford Place	20	41.43	8.29
George County	87	70.97	51.10
Amelia Garden	15	N/A	N/A
Eva's Place	31	66.48	20.61
Smith Manor	15	75.01	11.25
Sparrow Hills	26	73.99	19.24
Grenada County			
Graceland of Grenada	63	80.52	50.72
Hancock County	12	81.26	8.13
Dunbar Village Courtyard	10	81.26	8.13
Woodland Village Nursing Center	2	N/A	N/A
Harrison County	370	50.21	160.66
Chapman Oaks	15	71.29	10.69
Emeritus at Biloxi	105	86.19	90.50
Lakeview Nursing Center Personal Care Home	10	26.72	2.67
Lemoyne Place	38	89.20	33.90
One Magnolia Place	60	19.27	11.56
Residence at Bay Cove	92	12.33	11.34
Seashore Oaks Assisted Living	42	N/A	N/A
Hinds County	410	92.73	254.99
Alpha Omega Personal Care	13	99.73	12.96
Autumn Light Personal Care Home	23	86.72	19.95
Community Welfare & Health Center	14	78.57	11.00
Creation Elite	15	N/A	N/A
Eldercare Personal Care Home	11	N/A	N/A
Emeritus at Trace Pointe	108	91.75	99.09
Erie Personal Care Home	11	N/A	N/A
Genesis Personal Care Home	19	N/A	N/A

Table LI Continued

2012 Personal Care Home Licensed Beds, Occupancy Rates
and Average Daily Census

Facility	Licensed Beds	Occ Rate	ADC
House of Faith	9	N/A	N/A
Love & Gracious Center Services	11	N/A	N/A
McAllister's Personal Care Home	11	99.73	10.97
Miss Cares Residential Home	24	N/A	N/A
North Grove Assisted Living	34	92.78	31.54
Paradise Cove Assisted Living	6	N/A	N/A
Parkers Personal Care Home	16	99.64	15.94
Pope's Personal Care Home	6	N/A	N/A
Riggs Manor Retirement Community	56	95.61	53.54
St David Personal Care Home	8	N/A	N/A
Shanells Assisted Living	15	N/A	N/A
Holmes County			
Miss Bernice's House	16	87.26	13.96
Itawamba County			
Charleston Place	44	81.97	36.07
Countrywood Manor	46	67.52	31.06
Dogwood Plantation of Fulton	36	76.68	27.60
Phillips Personal Care Home	14	15.89	2.22
Jackson County			
Kare Medical Assisted Living	6	N/A	N/A
The Gardens	52	93.43	48.58
Serenity Springs Personal Care Home	8	N/A	N/A
Settlers Pointe Personal Care Home	10	N/A	N/A
Jasper County			
Summerland Manor	48	45.08	21.64
Jones County			
ComfortCare Associated Living	12	25.73	3.09
Cottonwood Manor	24	54.02	12.96
Extra Care	10	N/A	N/A
Lynnwood Senior Care	13	N/A	N/A
Magnolia Gardens Assisted Living of Ellisville	20	89.78	17.96
Magnolia Gardens Assisted Living of Laurel	56	88.45	49.53
Northview Villa Personal Care	54	39.74	18.00
Lafayette County			
Emeritus at Oxford	90	40.45	36.40
Hermitage Gardens of Oxford	55	95.67	52.62

Table LI Continued

2012 Personal Care Home Licensed Beds, Occupancy Rates
and Average Daily Census

Facility	Licensed Beds	Occ Rate	ADC
Lamar County	163	72.07	117.48
Alden Pointe	45	78.42	35.29
Magnolia Place	18	68.75	12.37
Provision Living at Hattiesburg	100	69.82	69.82
Lauderdale County	220	75.62	138.38
Aldersgate Personal Care	58	76.91	44.61
Bee Hive Homes of Marion	15	25.15	3.77
Emeritus at Silverleaf Manor	110	81.82	90.00
Fisher Care	8	N/A	N/A
Magnolia Home	14	N/A	N/A
McCoy Personal Care Home	15	N/A	N/A
Lawrence County			
Heritage Manor Personal Care Home	12	64.21	7.70
Leake County			
Bee Hive Homes of Carthage	15	100.00	15.00
Lee County	391	79.77	311.91
Avonlea Assisted Living & Retirement	72	88.54	63.75
Magnolia Manor at Tupelo	122	65.39	79.78
Mitchell Center	60	78.21	46.93
Riverbirch Residence	30	99.08	29.72
Rosewood Residence	75	94.12	70.59
Samaritan Garden Personal Care Home	32	66.05	21.14
Leflore County	74	86.62	64.10
Country Meadow Personal Care Home	12	87.50	10.50
Indywood Glen Personal Care Home	62	86.45	53.60
Lincoln County	23	31.25	7.22
Haven Hall Healthcare Center	15	31.09	4.66
New Dawn Retirement Center	8	31.56	2.56
Lowndes County	150	75.97	113.96
Collegeview Personal Care Home	6	90.44	5.43
New Horizon Residential Living	12	25.64	3.08
The Arrington	70	78.06	54.64
Trinity Personal Care	62	81.95	50.81

Table LI Continued

2012 Personal Care Home Licensed Beds, Occupancy Rates
and Average Daily Census

Facility	Licensed Beds	Occ Rate	ADC
Madison County	442	80.38	347.22
Emeritus at Ridgeland Pointe	100	70.81	70.81
Old Ladies Home	20	95.41	19.08
St Catherine's Village Campbell Cove	36	95.92	34.53
St Catherine's Village Marion Hall	60	82.67	49.60
Seasons	10	N/A	N/A
The Blake At Township	115	86.87	99.90
The Orchard Personal Care Home	61	78.18	47.69
Willard F Bond Home	40	64.02	25.61
Marion County			
The Grove	8	N/A	N/A
Marshall County			
Christopher's Personal Care Home	46	67.65	31.12
Monroe County	83	88.84	73.73
Garden Suites Assisted Living	22	67.90	15.33
Oak Tree Plantation	51	96.17	49.05
PressiCare	10	93.52	9.35
Neshoba County	44	83.58	10.03
Atwood Personal Care Home	32	N/A	N/A
Bee Hive Homes of Philadelphia	12	83.58	10.03
Newton County	53	67.58	35.82
Bee Hive Homes of Newton	12	80.65	9.68
Woodland Court Personal Care	41	63.76	26.14
Noxubee County	25	73.10	18.28
Elderly Care Center	15	81.84	12.28
Oakwood Manor	10	60.00	6.00
Oktibbeha County	54	87.27	31.42
Montgomery Gardens Senior Living	36	87.27	31.42
Vickers Personal Care Home	18	N/A	N/A
Panola County			
Fairfield of Batesville	54	89.28	48.21

Table LI

2012 Personal Care Home Licensed Beds, Occupancy Rates
and Average Daily Census

Facility	Licensed Beds	Occ Rate	ADC
Pearl River County	66	67.94	8.15
Blueberry Hill Personal Care Home	9	N/A	N/A
Our Place Personal Care Home	12	67.94	8.15
Southern Oaks Personal Care Home	30	N/A	N/A
Timeless Grace Assisted Living	15	N/A	N/A
Perry County	39	90.37	35.25
Community Development Assisted Living I	15	91.73	13.76
Community Development Assisted Living II	12	95.72	11.49
Friend's Personal Care Home	12	83.33	10.00
Pike County	98	63.45	62.18
Aston Court Retirement Community	50	46.04	23.02
Camellia Estates	48	81.58	39.16
Pontotoc County			
Church Street Personal Care Home of Ecrú	40	N/A	N/A
Prentiss County	74	63.35	25.34
Scott Del Cottage	34	N/A	N/A
The Landmark Community	40	63.35	25.34
Rankin County	260	77.00	113.97
Brandon Court	6	80.56	4.83
Briar Hill Rest Home Personal Care Home	2	N/A	N/A
Christopher's Court	15	100.00	15.00
Emeritus at Heritage House	110	N/A	N/A
Peach Tree Village	71	77.94	55.34
Villa South Assisted Living	50	67.45	33.73
Wisteria Gardens	6	84.47	5.07
Scott County	28	79.44	22.24
Bee Hive Homes of Forest	13	86.72	11.27
Magnolia Manor	15	73.13	10.97
Simpson County	51	58.98	17.69
Bryant's Residential Care Facility	21	N/A	N/A
Chateau Jorja	15	33.33	5.00
Lakeview Place	15	84.63	12.69
Stone County	16	N/A	N/A
Christian Fellowship Home Assisted Living	15	N/A	N/A
Stone Co Nursing & Rehab Center	1	N/A	N/A

Table LI Continued

2012 Personal Care Home Licensed Beds, Occupancy Rates
and Average Daily Census

Facility	Licensed Beds	Occ Rate	ADC
Sunflower County	52	91.57	43.46
Indywood Personal Care Home	29	83.27	32.48
Ruleville Nursing & Rehab	11	99.78	10.98
Shirley's Personal Care Home Assisted Living	12	N/A	N/A
Tate County			
Providence PCC of Senatobia	70	N/A	N/A
Tishomingo County	117	88.71	81.61
Carrington House	25	N/A	N/A
Southern Magnolia Estates	37	88.29	32.67
Southern Magnolia Estates II	18	84.12	15.14
Southern Magnolia Estates Belmont Golden	37	91.35	33.80
Union County	84	87.49	55.99
Dogwood Plantation of New Albany	24	85.80	20.59
Magnolia Place of New Albany	40	88.50	35.40
The Sunshine Inn	20	N/A	N/A
Warren County	73	81.18	59.27
Belmont Gardens	32	68.81	22.02
Heritage House Assisted Living	41	90.84	37.25
Washington County	129	72.02	74.18
Destiny Manor	11	N/A	N/A
Magnolia Gardens of Greenville	48	68.20	32.74
Restorations Assisted Living Facility	15	N/A	N/A
Wellington Place	55	75.35	41.44
Wayne County	49	66.47	32.57
Brookwood Villa Personal Care Home	24	65.12	15.63
Southern Living Specialty Care	25	67.76	16.94
Webster County			
Vickers Personal Care Home	13	N/A	N/A
Winston County	31	87.24	27.04
Bee Hive Home of Louisville	16	99.50	15.92
Lakeside Village Residential Living Facility	15	74.15	11.12

Based on 4,946 beds

Table LII

Personal Care Home Bed Count by County and Type of Accommodation
as of December 31, 2012

County	Total Licensed Beds	Beds Set Up and Staffed	Private	Semi-Private	Ward
Total	5,771	4,844	3,503	1,058	283
Adams	46	45	45	0	0
Alcorn	69	50	42	8	0
Attala	30	25	25	0	0
Bolivar	146	135	124	0	11
Calhoun	20	20	14	6	0
Chickasaw	18	14	14	0	0
Choctaw	14	13	5	8	0
Claiborne	5	5	5	0	0
Clarke	45	35	31	4	0
Clay	21	21	17	4	0
Coahoma	36	19	17	2	0
Covington	36	30	28	2	0
DeSoto	409	289	215	74	0
Forrest	181	168	116	52	0
George	86	75	46	20	9
Grenada	63	56	54	2	0
Hancock	12	12	10	2	0
Harrison	362	206	149	46	11
Hinds	410	399	155	142	102
Holmes	16	16	0	16	0
Itawamba	140	117	95	16	6
Jackson	76	68	50	18	0
Jasper	48	22	22	0	0
Jones	189	152	62	86	4
Lafayette	145	145	143	2	0
Lamar	163	128	112	16	0
Lauderdale	220	182	136	24	22
Lawrence	12	12	4	8	0
Leake	15	16	14	2	0
Lee	391	324	231	86	7
Leflore	74	62	62	0	0
Lincoln	23	23	9	14	0
Lowndes	150	131	123	8	0
Madison	442	379	327	52	0
Marion	8	8	0	8	0
Marshall	46	44	32	12	0
Monroe	83	71	51	20	0
Neshoba	44	40	40	0	0
Newton	53	42	20	22	0
Noxubee	25	19	17	2	0
Oktibbeha	54	47	47	0	0

Table LII Continued

Personal Care Home Bed Count by County and Type of Accommodation
as of December 31, 2012

County	Total Licensed Beds	Beds Set Up and Staffed	Private	Semi-Private	Ward
Panola	54	50	48	2	0
Pearl River	66	51	28	20	3
Perry	39	39	0	8	31
Pike	98	71	69	2	0
Pontotoc	40	40	18	22	0
Prentiss	74	74	40	34	0
Rankin	260	237	156	70	11
Scott	28	28	12	6	10
Simpson	51	51	18	0	33
Stone	16	16	2	14	0
Sunflower	52	52	30	10	12
Tate	70	60	58	2	0
Tishomingo	117	94	90	4	0
Union	84	73	51	22	0
Warren	73	61	57	4	0
Washington	129	104	57	36	11
Wayne	49	40	30	10	0
Webster	13	10	6	4	0
Winston	31	28	24	4	0

Table LIII

Personal Care Home Bed Count and Percentage Distribution
by Type of Accommodation as of December 31, 2012

	Total	Percent
Licensed Bed Capacity	5,771	100.0
Total Beds Set Up	4,844	83.9
Private	3,503	72.3
Semi-Private	1,058	21.8
Ward	283	5.8

Table LIV

Personal Care Homes by Bed Size as of December 31, 2012

	Total	Percent
Total	172	100.00
<15	49	28.49
15 to 29	47	27.32
30 to 44	29	16.86
45 to 59	19	11.05
>=60	28	16.28

Table LV

Personal Care Homes by Bed Size and County
as of December 31, 2012

	Under 15	15 to 29	30 to 44	45 to 59	60 & UP	Total
Total	49	47	29	19	28	172
Adams	0	0	0	1	0	1
Alcorn	0	1	1	0	0	2
Attala	0	0	1	0	0	1
Bolivar	1	0	1	0	1	3
Calhoun	0	1	0	0	0	1
Chickasaw	0	1	0	0	0	1
Choctaw	1	0	0	0	0	1
Claiborne	1	0	0	0	0	1
Clarke	0	1	1	0	0	2
Clay	0	1	0	0	0	1
Coahoma	0	0	1	0	0	1
Covington	0	0	1	0	0	1
DeSoto	0	0	1	0	4	5
Forrest	0	2	0	1	1	4
George	0	3	1	0	0	4
Grenada	0	0	0	0	1	1
Hancock	2	0	0	0	0	2
Harrison	1	1	2	0	3	7
Hinds	10	6	1	1	1	19
Holmes	0	1	0	0	0	1
Itawamba	1	0	2	1	0	4
Jackson	3	0	0	1	0	4
Jasper	0	0	0	1	0	1
Jones	3	2	0	2	0	7
Lafayette	0	0	0	1	1	2
Lamar	0	1	0	1	1	3
Lauderdale	2	2	0	1	1	6
Lawrence	1	0	0	0	0	1
Leake	0	1	0	0	0	1
Lee	0	0	2	0	4	6
Leflore	1	0	0	0	1	2
Lincoln	1	1	0	0	0	2
Lowndes	2	0	0	0	2	4
Madison	1	1	2	0	4	8
Marion	1	0	0	0	0	1
Marshall	0	0	0	1	0	1
Monroe	1	1	0	1	0	3
Neshoba	1	0	1	0	0	2
Newton	1	0	1	0	0	2
Noxubee	1	1	0	0	0	2
Oktibbeha	0	1	1	0	0	2
Panola	0	0	0	1	0	1
Pearl River	2	1	1	0	0	4

Table LV Continued

Personal Care Homes by Bed Size and County
as of December 31, 2012

	Under 15	15 to 29	30 to 44	45 to 59	60 & UP	Total
Perry	2	1	0	0	0	3
Pike	0	0	0	2	0	2
Pontotoc	0	0	1	0	0	1
Prentiss	0	0	2	0	0	2
Rankin	3	1	0	1	2	7
Scott	1	1	0	0	0	2
Simpson	0	3	0	0	0	3
Stone	1	1	0	0	0	2
Sunflower	2	1	0	0	0	3
Tate	0	0	0	0	1	1
Tishomingo	0	2	2	0	0	4
Union	0	2	1	0	0	3
Warren	0	0	2	0	0	2
Washington	1	1	0	2	0	4
Wayne	0	2	0	0	0	2
Webster	1	0	0	0	0	1
Winston	0	2	0	0	0	2

Table LVI

Patients Served During 2012 in Personal Care Homes
by Age Group and Sex

<u>Age</u>	<u>Total</u>	<u>Percent</u>
Total	6,430	100.0
<18	2	0.0
18-44	200	3.1
45-64	612	9.5
65-74	552	8.6
75-84	1,815	28.3
>=85	3,249	50.5

Sex	6,430	100.0
Male	1,831	28.5
Female	4,599	71.5

Table LVII

Number of Personal Care Home Patients by Sex in 2012

	Total	Male	Female
Total Patients December 31, 2011	4,156	1,092	3,064
New Admissions	2,274	739	1,535
Live Discharges	1,558	508	1,050
Deaths	523	141	382
Total Patients December 31, 2012	4,349	1,182	3,167

Table LVIII

Ambulation Status of Patients in Personal Care Homes
as of December 31, 2012 and Total Days of Patient Care

	Total	Percent
Total	4,352	100.0
Ambulant Patients	4,060	93.3
Non-Ambulant Patients	292	6.7
Total Patient Days	1,303,457	

Table LIX

2012 Personal Care Home Admissions

	Total	Percent
Total	2,274	100.0
Hospital	511	22.5
Another Nursing Home	399	17.5
Own or Relatives Home	1,140	50.1
Other	224	9.9

Table LX

2012 Personal Care Home Admissions by Fee Sources

	Total	Percent
Total	2,274	100.0
Medicare	0	0.0
Medicaid	0	0.0
Patients and/or Relatives	2,035	89.5
VA Sponsored	30	1.3
Welfare Only	0	0.0
Welfare and Other Sources	0	0.0
All Other Sources	209	9.2

Table LXI

Destination of Patients Discharged
from Personal Care Homes During 2012

	Total	Percent
Total	2,081	100.0
Deaths	523	25.1
Live Discharges	1,558	74.9
Returned to Own or Relatives Home	476	30.5
Transferred to Hospital	316	20.3
Transferred to Another Nursing Home	648	41.6
All Others	118	7.6

Table LXII

2012 Selected Personal Care Home Data

	Patient Days	Total Admissions	Total Patients Served
Total	1,303,457	2,274	6,430
Adams	15,950	18	61
Alcorn	18,953	24	71
Attala	0	9	36
Bolivar	37,794	44	171
Calhoun	4,694	4	19
Chickasaw	5,033	6	18
Choctaw	4,593	4	17
Claiborne	0	2	7
Clarke	7,586	11	30
Clay	6,482	9	25
Coahoma	4,262	3	27
Covington	10,120	23	41
DeSoto	88,370	176	402
Forrest	29,019	75	174
George	18,702	39	88
Grenada	18,564	30	83
Hancock	2,974	2	9
Harrison	58,804	143	288
Hinds	93,330	155	503
Holmes	5,110	4	19
Itawamba	35,485	57	145
Jackson	17,781	40	102
Jasper	7,919	5	24
Jones	38,429	84	208
Lafayette	32,583	38	153
Lamar	42,998	59	190
Lauderdale	50,647	85	238
Lawrence	2,820	1	10
Leake	5,743	5	20
Lee	114,157	122	441
Leflore	23,460	24	80
Lincoln	2,631	6	17
Lowndes	41,707	67	196
Madison	127,084	247	602
Marion	0	3	3
Marshall	11,390	30	57
Monroe	26,987	26	105
Neshoba	3,671	27	60
Newton	13,110	19	56
Noxubee	6,689	2	21
Oktibbeha	11,499	18	66
Panola	17,645	20	69
Pearl River	2,984	22	58

Table LXII Continued

Selected 2012 Personal Care Home Data

	Patient Days	Total Admissions	Total Patients Served
Perry	12,900	16	52
Pike	22,768	25	89
Pontotoc	0	23	59
Prentiss	9,275	28	87
Rankin	41,711	108	318
Scott	8,141	17	34
Simpson	6,476	22	63
Stone	0	13	26
Sunflower	13,406	25	72
Tate	0	31	88
Tishomingo	29,869	28	130
Union	20,493	31	96
Warren	21,691	34	72
Washington	27,150	61	139
Wayne	11,920	6	43
Webster	0	6	15
Winston	9,898	12	37

Appendix A

INSTRUCTIONS FOR PREPARATION
OF
ANNUAL REPORT FOR INSTITUTION FOR THE AGED OR INFIRM

PAGE 1

The information to be entered on Page 1 is mostly self-explanatory with the possible exception of the section regarding "Number of employees as of December 31, 2012." Only those workers who are employees of the institution and are paid by the institution should be shown. A full-time employee is one who works approximately forty (40) hours per week in the institution. A consultant should be counted as part-time.

In reporting the number of employees for the distinct parts - report only those employees that staff the distinct part.

PAGE 2

SECTION A. Number of patients by race and sex.

- Line 1. Enter number of patients in the facility at midnight on date shown. Enter race and sex in appropriate column. The entries on Line 1 must correspond with Section A Line 5 of the 2011 report.
- Line 2. Enter number of patients admitted during the year by race and sex. It is possible that a person might have been admitted more than one time during the year.
- Line 3. Enter live discharges by race and sex.
- Line 4. Enter number of patients by race and sex who died in the facility.
- Line 5. Enter the number of patients by race and sex who were in the facility at midnight on date shown. The figures shown on Line 5 must equal the total of Lines 3 and 4 subtracted from the total of Lines 1 and 2. These figures must check both horizontally and vertically.

SECTION B. Source of fees at the time of admission for all patients admitted in 2012.

The source of fees for patients in 2012 will be the admissions in Section A, Line 2. Enter source of fees for payment at the time of admission. The total shown in Section B, Line 8, must be identical to the total shown in Section A, Line 2. Do not make any entry on Line 7 that will apply in Lines 1 through 6. Explain any entry on line 7 in "Remarks/Comments" section below.

SECTION C. Place from which patients were admitted in 2012.

Enter number of patients admitted from each of the places shown. Do not make any entry on Line 4 that will apply in Lines 1 through 3. Explain any entry on Line 4 in "Remarks/Comments" section below.

SECTION D. Number of patients served by age group during 2012

Show all patients served during the calendar year of 2012 in the appropriate age and sex group. This will be the same number of patients shown in Section A, Lines 1 and 2. Line 7 must equal the total of Lines 1 and 2 in Section A.

SECTION E. Total days of patient care rendered by facility during 2012.

Each day that a patient is in the facility is considered a patient day. Section E is the total of days for all patients served during the day.

SECTION F. Ambulation status of patients in the facility on December 31, 2012.

Note that Section F asks for ambulation status on one particular day, December 31, 2012. The total on Line 3 must be the same as the total on Line 5, Section A.

SECTION G. Disposition of live discharges in 2012.

Enter number of patients who were discharged from the facility to each of the places shown. Explain any entry on Line 4 in "Remarks/Comments" section below. The total shown on Line 5 must be the same as shown on Line 3 in Section A.

Please return the 2012 annual report form as the one page two sided document provided in your packet, and keep a copy for your files for reference in completing next year's report.

2012 ANNUAL REPORT

NAME OF INSTITUTION: _____

STREET ADDRESS: _____

CITY: _____ ZIP _____ COUNTY _____ TELEPHONE NO. _____

- _____ FAX NO. _____

- NAME OF LICENSEE: _____

-

NAME OF ADMINISTRATOR: _____

-

Classification of License 12/31/12 _____ SNF _____ ICF/MR _____ PSY/RES _____ Personal Care
 Ownership of Facility 12/31/12 _____ Public _____ Public Leased _____ Non-profit _____ Proprietary
 Medicare Certified Beds _____ Medicaid Certified Beds _____ Total Licensed Beds _____

-

Bed count-number of beds installed or set up for patients or residents on 12-31-11 (total number of beds should not exceed bed capacity shown on license).

Number of rooms with one bed on 12/31/12 _____;	Number of beds _____
Number of rooms with 2 beds on 12/31/12 _____;	Number of beds _____
Number of rooms with 3 beds on 12/31/12 _____;	Number of beds _____
Number of rooms with 4 beds on 12/31/12 _____;	Number of beds _____
Number of rooms with 5 or more beds on 12/31/12 _____;	Number of beds _____
Other accommodations (specify) _____;	Number of beds _____
TOTAL NUMBER of beds installed or set up in all rooms on 12/31/12 _____	

Number of employees as of 12/31/12. Enter each employee only in the major category in which he or she functions. If a registered professional nurse or a licensed practical nurse functions as an administrator, enter on administrator line and indicate whether an R.N. or L.P.N. A consultant should be counted as part-time.

CATEGORY	FULL-TIME	PART-TIME	FULL-TIME	PART-TIME
ADMINISTRATOR(s) _____			DIETITIAN (ADA) _____	
CLERICAL _____			FOOD SERVICE SUPERVISOR _____	
R.N.'s _____			COOKS & FOOD WORKERS _____	
L.P.N.'s _____			PHYSICAL THERAPIST _____	
AIDES & ORDERLIES _____			PHARMACIST _____	
HOUSEKEEPERS & MAIDS _____			OTHER WORKERS _____	
LAUNDRY WORKERS _____			TOTAL EMPLOYEES _____	

List as of 12/31/12 ALL R.N.'s by name, registration number and shift worked and all L.P.N.'s by name, license number and shift worked. List only those who function as a nurse.

NAME	REG. NO.	FOR R.N.	LIC. NO.	FOR L.P.N.	SHIFT WORKED

SECTION A. NUMBER OF PATIENTS BY RACE AND SEX

	BLACK MALES	WHITE MALES	OTHER MALES	BLACK FEMALES	WHITE FEMALES	OTHER FEMALES
--	----------------	----------------	----------------	------------------	------------------	------------------

- Total Patients 12/31/11 _____
- New admissions 2012 _____
- Live discharges 2012 _____
- Died _____
- TOTAL patients 12/31/12 _____

SECTION B. SOURCE OF FEES AT TIME OF ADMISSION FOR PATIENTS ADMITTED IN 2012

- Medicare _____
- Medicaid _____
- Patients and/or relatives _____
- VA sponsored _____
- Welfare only _____
- Welfare and other sources _____
- Other (specify) _____
- TOTAL admissions in 2012 _____

SECTION E.

TOTAL days of patient care rendered
By facility during 2012 _____

SECTION F. AMBULATION STATUS OF PATIENTS IN HOME AS OF 12/31/12

- Ambulant _____
- Non-ambulant _____
- TOTAL patients 12/31/12 _____

SECTION C. PLACE FROM WHICH PATIENTS WERE ADMITTED IN 2012.

- Hospital _____
- Another nursing home _____
- Own or relative's home _____
- Other (specify) _____
- TOTAL admissions in 2012 _____

SECTION G. DISPOSITION OF LIVE DISCHARGES IN 2012.

- Returned to own or relative's home _____
- Transferred to a hospital _____
- Transferred to another nursing home _____
- Other (specify) _____
- TOTAL live discharges in 2012 _____

SECTION D. NUMBER OF PATIENTS SERVED DURING 2012 BY AGE GROUP:

- | | |
|-------------------------|-----------------------------|
| 1. Under 18 years _____ | 5. 75 - 84 years _____ |
| 2. 18 - 44 years _____ | 6. 85 years and older _____ |
| 3. 45 - 64 years _____ | 7. TOTAL patients served |
| 4. 65 - 74 years _____ | during 2012 _____ |

Minimum Rate \$ _____ per month: maximum rate \$ _____ per month. Please attach current rate schedule.

Remarks: _____

I certify that the above information is correct to the best of my knowledge.

Date _____, _____ Signed _____

- _____

Appendix B

Nursing Homes, Bed Count, Patient Census, Patients Served,
 And New Admissions by Type of Nursing Home and Year
 All as of December 31, 1961-2009

Item and Type of Institution	1961	1962	1963	1964	1965
Counties with Institutions on December 31	36	36	39	39	39
Institutions on December 31:	96	97	102	99	93
Intensive Nursing Care	*	*	*	*	*
Skilled Nursing Care	*	*	*	*	*
Intermediate Nursing Care	*	*	*	*	*
Bed Count on December 31:	2,626	2,699	2,797#	2,811#	2,853
Intensive Nursing Care	*	*	*	*	*
Skilled Nursing Care	*	*	*	*	*
Intermediate Nursing Care	*	*	*	*	*
Patients on December 31:	1,958	2,107	2,221#	2,349	2,382
Intensive Nursing Care	*	*	*	*	*
Skilled Nursing Care	*	*	*	*	*
Intermediate Nursing Care	*	*	*	*	*
Patients Served during Year:	3,702	4,025	4,063#	4,259#	4,234
Intensive Nursing Care	*	*	*	*	*
Skilled Nursing Care	*	*	*	*	*
Intermediate Nursing Care	*	*	*	*	*
New Admissions During Year:	2,002	2,081	1,977#	2,084#	1,981
Intensive Nursing Care	*	*	*	*	*
Skilled Nursing Care	*	*	*	*	*
Intermediate Nursing Care	*	*	*	*	*

* Institutions were not classified by type until 1966.

Excludes beds or patients in one home for which no information was available.

Table I

1961-2009 Continued

<u>Item and Type of Institution</u>	<u>1966</u>	<u>1967</u>	<u>1968</u>	<u>1969</u>	<u>1970</u>
Counties with Institutions on December 31:	37	40	42	47	51
Institutions on December 31:	64	69	83	94	104
Intensive Nursing Care	2	2	2	3	2
Skilled Nursing Care	19	33	51	63	72
Intermediate Nursing Care	43	34	30	28	30
Bed Count on December 31:	2,838	3,230	4,314	5,334	6,126
Intensive Nursing Care	140	141	171	275	167
Skilled Nursing Care	957	1,848	3,008	3,954	4,736
Intermediate Nursing Care	1,741	1,241	1,135	1,105	1,223
Patients on December 31:	2,202	2,809	3,642	4,064	4,995
Intensive Nursing Care	47	98	115	160	91
Skilled Nursing Care	648	1,631	2,592	2,971	3,861
Intermediate Nursing Care	1,507	1,080	935	933	1,043
Patients Served during Year:	3,846	5,610	7,759	9,806	11,059
Intensive Nursing Care	90	302	527	590	450
Skilled Nursing Care	1,138	3,502	5,756	7,791	9,012
Intermediate Nursing Care	2,618	1,806	1,476	1,425	1,597
New Admissions During Year:	1,894	3,455	4,956	6,194	7,016
Intensive Nursing Care	67	249	429	475	379
Skilled Nursing Care	620	2,497	4,029	5,198	6,089
Intermediate Nursing Care	1,207	709	498	521	548

Table I

1961-2009 Continued

<u>Item and Type of Institution</u>	<u>1971</u>	<u>1972</u>	<u>1973</u>	<u>1974</u>	<u>1975</u>
Counties with Institutions on December 31:	52	53	54	60	61
Institutions on December 31:	109	112	114	126	130
Intensive Nursing Care	1	1	1	1	1
Skilled Nursing Care	73	79	84	99	102
Intermediate Nursing Care	35	32	29	26	27
Bed Count on December 31:	6,710	7,072	7,346	8,159	8,821
Intensive Nursing Care	63	64	64	64	41
Skilled Nursing Care	4,925	5,426	5,901	6,792	7,308
Intermediate Nursing Care	1,722	1,582	1,381	1,303	1,472
Patients on December 31:	5,859	5,866	6,980	7,737	8,384
Intensive Nursing Care	37	31	32	30	36
Skilled Nursing Care	4,263	4,953	5,667	6,502	6,968
Intermediate Nursing Care	1,559	1,444	1,281	1,205	1,380
Patients Served during Year:	11,775	11,460	12,382	13,572	14,130
Intensive Nursing Care	82	55	64	65	64
Skilled Nursing Care	9,348	9,222	10,441	11,728	12,032
Intermediate Nursing Care	2,345	2,183	1,877	1,779	2,034
New Admissions During Year:	6,898	5,667	5,923	6,345	6,559
Intensive Nursing Care	43	18	33	33	34
Skilled Nursing Care	6,020	4,868	5,260	5,751	5,600
Intermediate Nursing Care	835	781	630	561	925

Table I

1961-2009 Continued

Item and Type of Institution	1976	1977	1978	1979	1980
Counties with Institutions on December 31:	63	66	67	67	68
Institutions on December 31:	146	151	158	163&	165
Intensive Nursing Care	1	0	0	0	0
Skilled Nursing Care	110	116	126	130	128
Intermediate Nursing Care	35	35	32	32	37
Bed Count on December 31:	10,393	11,220	12,399	13,417	14,038
Intensive Nursing Care	41	0	0	0	0
Skilled Nursing Care	8,046	8,763	9,946	10,920	11,032
Intermediate Nursing Care	2,306	2,457	2,453	2,497	3,006
Patients on December 31:	9,740	10,600	11,760+	12,812	13,093*
Intensive Nursing Care	35	0	0	0	0
Skilled Nursing Care	7,665	8,357	9,531	10,474	10,631
Intermediate Nursing Care	2,040	2,243	2,229	2,338	2,462
Patients Served during Year:	15,941	17,161	18,881+	19,925	9,721*#
Intensive Nursing Care	51	0	0	0	0
Skilled Nursing Care	12,790	13,936	15,728	16,724	16,319
Intermediate Nursing Care	3,100	3,225	3,153	3,201	3,402
New Admissions During Year:	7,649	7,478	8,432+	8,148	7,185*#
Intensive Nursing Care	15	0	0	0	0
Skilled Nursing Care	5,916	6,156	7,180	6,970	5,867
Intermediate Nursing Care	1,718	1,322	1,252	1,178	1,318

& Excludes patients in three facilities for which no information was available.

+ In the original 1979 report four facilities which closed during the year were inadvertently included.

* Excludes patients in two facilities for which no information was available.

Includes patients from one facility which closed during the year.

Table I

1961-2008 Continued

<u>Item and Type of Nursing Home</u>	<u>1981</u>	<u>1982</u>	<u>1983</u>	<u>1984</u>
Counties with Nursing Homes on December 31:	72	72	72	72
Nursing Homes on December 31:	163	165	167	170
Skilled Nursing Care	32	32	32	35
Intermediate Nursing Care	29	27	28	31
Skilled/Intermediate	102	106	107	104
Bed Count on December 31:	13,455	13,793	14,091	14,171
Skilled Nursing Care	2,122	2,285	2,290	2,435
Intermediate Nursing Care	1,730	1,659	1,778	2,021
Skilled/Intermediate	9,603	9,849	10,023	9,715
Patients on December 31:	12,961	13,456	13,807	13,796
Skilled Nursing Care	1,998	2,236	2,227	2,356
Intermediate Nursing Care	1,636	1,586	1,640	1,906
Skilled/Intermediate	9,327	9,634	9,940	9,534
Patients Served During the Year:	19,753	19,866	19,813	20,904
Skilled Nursing Care	3,401	3,524	3,348	3,927
Intermediate Nursing Care	2,453	2,387	2,361	2,945
Skilled/Intermediate	13,899	13,955	14,104	14,032
New Admissions During the Year:	7,573	6,831	6,351	7,214
Skilled Nursing Care	1,408	1,315	1,111	1,700
Intermediate Nursing Care	904	853	857	1,099
Skilled/Intermediate	5,261	4,663	4,383	4,415

Table I

1961-2009 Continued

Item and Type of Nursing Home	1985	1986	1987	1988	1989
Counties with Nursing Homes on December 31:	71	72	72	73	74
Nursing Homes on December 31:	174	182	189	163	172
Skilled Nursing Care	37	47	65	35	38
Intermediate Nursing Care	36	44	47	21	21
Skilled/Intermediate	101	91	77	107	113
Bed Count on December 31:	14,472	14,613	14,763	14,949	15,450
Skilled Nursing Care	2,637	3,281	4,813	4,451	4,012
Intermediate Nursing Care	2,216	2,990	2,736	2,816	2,408
Skilled/Intermediate	9,619	8,342	7,214	7,682	9,030
Patients on December 31:	14,047	14,128	14,303	14,524	14,867
Skilled Nursing Care	2,522	3,122	4,668	4,310	3,779
Intermediate Nursing Care	2,063	2,831	2,586	2,740	2,319
Skilled/Intermediate	9,462	8,175	7,049	7,474	8,769
Patients Served During the Year:	21,142	21,680	21,695	21,684	22,220
Skilled Nursing Care	4,423	5,649	8,120	7,327	6,518
Intermediate Nursing Care	3,089	4,295	3,638	3,842	3,162
Skilled/Intermediate	13,630	11,736	9,937	10,515	12,540
New Admissions During the Year:	7,324	7,683	7,614	7,475	7,696
Skilled Nursing Care	1,949	2,487	3,173	3,019	2,806
Intermediate Nursing Care	1,126	1,526	1,419	1,163	871
Skilled/Intermediate	4,249	3,670	3,022	3,293	4,019

Table I

1961-2009 Continued

<u>Item and Type of Nursing Home</u>	<u>1990</u>	<u>1991</u>	<u>1992</u>	<u>1993</u>
Counties with Nursing Homes on December 31:	74	77	77	78
Nursing Homes on December 31:	166	170	173	173
Bed Count on December 31:	15,322	15,768	16,051	16,251
Patients on December 31:	15,000	15,374	15,693	15,781
Patients Served During the Year:	21,923	22,126	22,084	23,007
New Admissions During the Year:	7,344	7,121	6,713	7,361
Live Discharges During the Year:	3,864	3,842	3,486	4,140
Deaths During the Year:	3,059	2,910	2,905	3,086
Patient Days During the Year:	5,397,817	5,512,559	5,682,504	5,703,676

Table I

1961-2009 Continued

<u>Item and Type of Nursing Home</u>	<u>1994</u>	<u>1995</u>	<u>1996</u>	<u>1997</u>
Counties with Nursing Homes on December 31:	79	79	79	79
Nursing Homes on December 31:	174	175*	179	179
Bed Count on December 31:	16,371	16,531	17,208	17,335
Patients on December 31:	15,942	15,897	16,326	16,576
Patients Served During the Year:	23,717	24,402	25,352	27,211
New Admissions During the Year:	8,008	8,545	9,423	10,957
Live Discharges During the Year:	4,568	5,285	5,677	7,144
Deaths During the Year:	3,207	3,220	3,349	3,491
Patient Days During the Year:	5,728,105	5,763,387	5,870,540	5,967,856

*The Myrtles in Marion County did not submit a 1995 annual report.

Table I

1961-2009 Continued

<u>Item and Type of Nursing Home</u>	<u>1998</u>	<u>1999</u>	<u>2000</u>	<u>2001</u>
Counties with Nursing Homes on December 31:	79	79	80	81
Nursing Homes on December 31:	179*	181	189	193
Bed Count on December 31:	17,376	17,631	18,161	18,566
Patients on December 31:	16,508	16,588	16,504	16,720
Patients Served During the Year:	27,798	28,003	28,384	29,131
New Admissions During the Year:	11,280	11,460	11,798	12,632
Live Discharges During the Year:	7,670	7,729	7,923	8,532
Deaths During the Year:	3,620	3,686	3,957	3,879
Patient Days During the Year:	5,991,645	6,026,899	6,033,737	6,039,511

*Crawford Nursing Home in Hinds County is not included.

Table I

1961-2009 Continued

<u>Item and Type of Nursing Home</u>	<u>2002</u>	<u>2003</u>	<u>2004</u>	<u>2005</u>
Counties with Nursing Homes on December 31:	81	81	81	81
Nursing Homes on December 31:	199	198	200	200
Bed Count on December 31:	18,896	18,961	19,099	18,888
Patients on December 31:	16,619	16,827	16,893	16,907
Patients Served During the Year:	29,465	29,803	30,247	32,023
New Admissions During the Year:	12,767	13,192	13,445	15,389
Live Discharges During the Year:	8,801	8,883	9,348	10,881
Deaths During the Year:	4,045	4,093	4,006	4,235
Patient Days During the Year:	6,039,599	6,121,195	6,169,105	6,025,420

Table I

1961-2009 Continued

<u>Item and Type of Nursing Home</u>	<u>2006</u>	<u>2007</u>	<u>2008</u>	<u>2009</u>
Counties with Nursing Homes on December 31:	81	81	81	81
Nursing Homes on December 31:	199	203	201	202
Bed Count on December 31:	18,989	19,141	19,021	19,156
Patients on December 31:	17,035	17,026	16,981	17,078
Patients Served During the Year:	32,037	33,040	34,488	35,459
New Admissions During the Year:	15,181	16,020	17,664	18,489
Live Discharges During the Year:	11,053	12,125	13,491	14,493
Deaths During the Year:	3,949	3,889	4,016	3,888
Patient Days During the Year:	6,179,443	6,192,813	6,151,056	6,204,423

Table II

ICF/MR, Bed Count, Patient Census, Patients Served,
And New Admissions as of December 31, 1981-2009

<u>Item and Type of Nursing Home</u>	<u>1981</u>	<u>1982</u>	<u>1983</u>	<u>1984</u>
Counties with ICF/MRs on December 31:	10	10	10	10
ICF/MRs on December 31:	13	14	14	14
Bed Count on December 31:	1,338	1,577	1,582	1,582
Patients on December 31:	1,294	1,518	1,553	1,556
Patients Served During the Year:	1,503	1,791	1,812	1,771
New Admissions During the Year:	511	497	289	218

Table II

1981-2009 Continued

	<u>1985</u>	<u>1986</u>	<u>1987</u>	<u>1988</u>
Counties with ICF/MRs on December 31:	9	9	9	9
ICF/MRs on December 31:	13	13	12	12
Bed Count on December 31:	1,565	1,572	1,622	1,622
Patients on December 31:	1,526	1,546	1,559	1,570
Patients Served During the Year:	1,759	1,824	1,832	1,820
New Admissions During the Year:	225	297	286	260

Table II

1981-2009 Continued

	1989	1990	1991	1992
Counties with ICF/MRs on December 31:	9	9	9	9
ICF/MR Facilities on December 31:	12	12	12	12
Bed Count on December 31:	1,622	1,876	1,856	1,856
Patients on December 31:	1,587	1,820	1,798	1,815
Patients Served During the Year:	1,850	2,110	2,025	1,977
New Admissions During the Year:	280	292	205	179
Live Discharges During the Year:		281	215	143
Deaths During the Year:		9	12	19
Patient Days During the Year:		655,672	644,383	656,806

Table II

1981-2009 Continued

	1993	1994	1995	1996
Counties with ICF/MRs on December 31:	9	9	9	9
ICF/MR Facilities on December 31:	12	12	12	12
Bed Count on December 31:	1,970	2,065	2,131	2,225
Patients on December 31:	1,931	2,020	2,109	2,190
Patients Served During the Year:	2,124	2,202	2,321	2,394
New Admissions During the Year:	309	271	301	285
Live Discharges During the Year:	176	164	186	174
Deaths During the Year:	19	18	26	30
Patient Days During the Year:	690,919	717,814	757,021	772,670

Table II

1981-2009 Continued

	1997	1998	1999	2000
Counties with ICF/MRs on December 31:	9	9	9	9
ICF/MR Facilities on December 31:	13	13	13	13
Bed Count on December 31:	2,409	2,480	2,538	2,611
Patients on December 31:	2,335	2,409	2,484	2,484
Patients Served During the Year:	2,775	2,665	2,740	2,881
New Admissions During the Year:	271	329	331	397
Live Discharges During the Year:	406	218	223	279
Deaths During the Year:	34	39	33	52
Patient Days During the Year:	834,604	862,708	893,381	925,759

Table II

1981-2009 Continued

	2001	2002	2003	2004
Counties with ICF/MRs on December 31:	9	9	9	9
ICF/MR Facilities on December 31:	13	13	13	13
Bed Count on December 31:	2,639	2,639	2,709	2,724
Patients on December 31:	2,581	2,584	2,651	2,652
Patients Served During the Year:	2,930	2,843	2,984	2,946
New Admissions During the Year:	380	262	400	295
Live Discharges During the Year:	307	213	286	246
Deaths During the Year:	42	46	47	48
Patient Days During the Year:	936,510	947,384	956,344	968,455

Table II

1981-2009 Continued

	2005	2006	2007	2008
Counties with ICF/MRs on December 31:	9	9	9	9
ICF/MR Facilities on December 31:	13	13	14	14
Bed Count on December 31:	2,724	2,745	2,765	2,765
Patients on December 31:	2,683	2,622	2,643	2,622
Patients Served During the Year:	2,983	2,938	2,892	2,926
New Admissions During the Year:	331	255	270	283
Live Discharges During the Year:	300	276	203	252
Deaths During the Year:	35	40	46	52
Patient Days During the Year:	976,771	964,428	952,586	955,073

Table II

1981-2009 Continued

	2009
Counties with ICF/MRs on December 31:	9
ICF/MR Facilities on December 31:	14
Bed Count on December 31:	2,745
Patients on December 31:	2,643
Patients Served During the Year:	2,901
New Admissions During the Year:	279
Live Discharges During the Year:	213
Deaths During the Year:	45
Patient Days During the Year:	965,087

Table III

Psychiatric Residential Treatment Facility Bed count, Patient Census,
Patients Served, and New Admissions as of December 31, 1994-2009

	1994	1995	1996	1997
Counties with Psy/Res Treatment Fac. on December 31:	2	4	4	5
Psy/Res Treatment Fac. on December 31:	2	4	4	5
Bed Count on December 31:	88	158	147	177
Patients on December 31:	107	111	98	135
Patients Served During the Year:	170	234	385	480
New Admissions During the Year:	73	147	274	382
Live Discharges During the Year:	63	123	287	345
Deaths During the Year:	0	0	0	0
Patient Days During the Year:	8,038	35,103	40,344	44,965

Table III

1994-2009 Continued

	1998	1999	2000	2001
Counties with Psy/Res Treatment Fac. on December 31:	5	4	5	4
Psy/Res Treatment Fac. on December 31:	5	4	5	4
Bed Count on December 31:	196	166	203	174
Patients on December 31:	160	142	184	165
Patients Served During the Year:	758	476	575	546
New Admissions During the Year:	391	332	433	382
Live Discharges During the Year:	367	334	391	381
Deaths During the Year:	0	0	0	0
Patient Days During the Year:	58,569	51,160	61,928	60,549

Table III
1994-2009 Continued

	2002	2003	2004	2005
Counties with Psy/Res Treatment Fac. on December 31:	5	6	7	7
Psy/Res Treatment Fac. on December 31:	5	6	7	7
Bed Count on December 31:	208	256	310	330
Patients on December 31:	195	221	247	276
Patients Served During the Year:	626	653	729	857
New Admissions During the Year:	448	475	534	611
Live Discharges During the Year:	431	432	482	532
Deaths During the Year:	0	0	0	0
Patient Days During the Year:	67,826	67,871	76,816	98,422

Table III
1994-2009 Continued

	2006	2007	2008	2009
Counties with Psy/Res Treatment Fac. on December 31:	7	7	7	7
Psy/Res Treatment Fac. on December 31:	7	7	7	7
Bed Count on December 31:	330	330	330	346
Patients on December 31:	277	300	303	346
Patients Served During the Year:	921	965	981	974
New Admissions During the Year:	644	671	681	671
Live Discharges During the Year:	627	667	678	653
Deaths During the Year:	4	0	0	0
Patient Days During the Year:	102,840	109,251	109,893	111,940

Table IV

Personal Care Homes, Bed Count, Patient Census, Patients Served,
And New Admissions as of December 31, 1966-2009

	1966	1967	1968	1969
Counties with Personal Care Homes on December 31:	14	13	12	12
Institutions on December 31:	22	18	16	15
Bed Count on December 31:	324	277	223	207
Patients on December 31:	280	235	197	175
Patients Served during Year:	597	510	476	248
New Admissions During Year:	314	294	277	74
Live Discharges During Year:	92	51	44	65
Deaths During Year:	24	28	9	8
Inpatient Days During Year:	103,270	72,283	60,085	63,003

Table IV

1966-2009 Continued

	1970	1971	1972	1973
Counties with Personal Care Homes on December 31:	11	12	12	11
Institutions on December 31:	12	13	13	12
Bed Count on December 31:	165	266	272	252
Patients on December 31:	150	208	201	168
Patients Served during Year:	187	263	243	221
New Admissions During Year:	43	43	36	29
Live Discharges During Year:	35	42	31	42
Deaths During Year:	2	13	11	11
Inpatient Days During Year:	52,363	74,455	74,052	66,930

Table IV
1966-2009 Continued

	1974	1975	1976	1977
Counties with Institutions on December 31:	N/A	N/A	9	7
Institutions on December 31:	8	9	9	9
Bed Count on December 31:	167	189	187	199
Patients on December 31:	105	111	110	121
Patients Served During Year:	130	137	135	159
New Admissions During Year:	19	16	24	39
Live Discharges During Year:	19	21	21	35
Deaths During Year:	6	5	4	3
Inpatient Days During Year:	N/A	N/A	N/A	N/A

Table IV
1966-2009 Continued

	1978	1979	1980	1981
Counties with Institutions on December 31:	8	N/A	8	6
Institutions on December 31:	9	9	11	14
Bed Count on December 31:	161	155	177	193
Patients on December 31:	107	112	139	168
Patients Served During Year:	135	130	188	N/A
New Admissions During Year:	22	20	54	N/A
Live Discharges During Year:	27	11	40	N/A
Deaths During Year:	4	3	1	N/A
Inpatient Days During Year:	40,528	39,064	47,006	N/A

Table IV

1966-2009 Continued

	1982	1983	1984	1985
Counties with Personal Care Homes on December 31:	7	11	15	16
Personal Care Homes on December 31:	18	33	41	48
Bed Count on December 31:	293	509	617	782
Patients on December 31:	240	421	493	605
Patients Served During the Year:	294	586	720	936
New Admissions During the Year:	152	337	296	452
Live Discharges During the Year:	52	155	217	318
Deaths During the Year:	2	12	10	15
Inpatient Days During Year:	60,376	113,243	171,367	199,945

Table IV

1966-2009 Continued

	1986	1987	1988	1989
Counties with Personal Care Homes on December 31:	24	24	26	28
Personal Care Homes on December 31:	65	70	76	79
Bed Count on December 31:	1,064	1,206	1,339	1,476
Patients on December 31:	732	906	974	1,041
Patients Served During the Year:	1,173	1,415	1,510	1,610
New Admissions During the Year:	572	733	626	713
Live Discharges During the Year:	425	471	504	542
Deaths During the Year:	17	39	32	27
Patient Days During Year:	234,613	291,609	332,713	359,511

Table IV

1966-2009 Continued

	1990	1991	1992	1993
Counties with Personal Care Homes on December 31:	33	36	37	40
Personal Care Homes on December 31:	89	102	111	124
Bed Count on December 31:	1,745	2,005	2,302	2,477
Patients on December 31:	1,229	1,420	1,665	1,859
Patients Served During the Year:	1,907	2,285	2,567	2,825
New Admissions During the Year:	890	1,036	1,123	1,227
Live Discharges During the Year:	636	795	824	873
Deaths During the Year:	44	70	78	93
Patient Days During the Year:	401,147	486,542	563,430	608,894

Table IV

1966-2009 Continued

	1994	1995	1996	1997
Counties with Personal Care Homes on December 31:	39	43	50	51
Personal Care Homes on December 31:	128	140	153	159
Bed Count on December 31:	2,490	2,710	2,856	3,392
Patients on December 31:	1,798	1,976	1,821	2,242
Patients Served During the Year:	2,910	3,090	2,950	3,439
New Admissions During the Year:	1,273	1,353	1,229	1,544
Live Discharges During the Year:	990	1,014	990	1,040
Deaths During the Year:	122	100	139	158
Patient Days During the Year:	592,642	657,255	620,742	643,081

Table IV

1966-2009 Continued

	1998	1999	2000	2001
Counties with Personal Care Homes on December 31:	33	56	53	57
Personal Care Homes on December 31:	89	194	203	190
Bed Count on December 31:	1,745	4,710	5,013	4,826
Patients on December 31:	1,229	3,074	3,360	3,191
Patients Served During the Year:	1,907	4,569	5,028	5,174
New Admissions During the Year:	890	2,115	2,045	1,983
Live Discharges During the Year:	636	1,265	1,413	1,462
Deaths During the Year:	44	230	260	334
Patient Days During the Year:	401,147	713,486	789,382	917,944

Table IV

1966-2009 Continued

	2002	2003	2004	2005
Counties with Personal Care Homes on December 31:	56	56	56	57
Personal Care Homes on December 31:	194	180	173	175
Bed Count on December 31:	4,783	4,700	4,731	4,842
Patients on December 31:	3,552	3,473	3,582	3,761
Patients Served During the Year:	5,349	5,275	5,316	5,594
New Admissions During the Year:	1,976	1,879	1,990	2,172
Live Discharges During the Year:	1,423	1,388	1,346	1,369
Deaths During the Year:	374	378	388	464
Patient Days During the Year:	956,586	995,100	1,072,666	1,149,543

Table IV

1966-2009 Continued

	2006	2007	2008	2009
Counties with Personal Care Homes on December 31:	57	58	60	60
Personal Care Homes on December 31	178	162	165	162
Bed Count on December 31:	5,054	4,824	5,090	5,078
Patients on December 31:	3,892	3,738	3,724	3,812
Patients Served During the Year:	5,791	5,478	5,590	5,608
New Admissions During the Year:	2,066	1,869	1,910	2,015
Live Discharges During the Year:	1,461	1,365	1,391	1,372
Deaths During the Year:	438	375	475	424
Patient Days During the Year:	1,239,690	1,262,449	1,269,066	1,274,982

Appendix C

Nursing Facility Beds by County

Facility	2002	2012
Total	18,896	19,163
Adams County	274	254
Adams County Nursing Center	120	100
Crown Health & Rehab of Natchez	58	58
Glenburney Nursing Home	96	96
Alcorn County	264	264
Cornerstone Health & Rehab of Corinth	95	95
Mississippi Care Center of Alcorn County	125	125
Whitfield Nursing Home	44	44
Amite County		
Liberty Community Living Center	80	80
Attala County	270	270
Attala County Nursing Center	120	120
Miss. State Veterans Home Kosciusko	150	150
Benton County		
Ashland Health & Rehab	60	60
Bolivar County	410	350
Bolivar Medical Center LTC	35	35
Cleveland Nursing & Rehab Center	120	120
Joy Health & Rehab of Cleveland	75	75
Oak Grove Retirement Home	60	60
Shelby Nursing & Rehab Center	120	60
Calhoun County	155	155
Bruce Community Living Center	35	35
Calhoun Nursing Home	120	120
Carroll County		
Vaiden Community Living Center	60	60
Chickasaw County	139	139
Floy Dyer Manor	66	66
Shearer Richardson Memorial Nursing Home	73	73
Choctaw County		
Choctaw County Nursing Center	73	60
Claiborne County		
Claiborne County Senior Care	77	77

Nursing Facility Beds by County

Facility	2002	2012
Clarke County	135	
H.C. Watkins Memorial Hospital	15	
Lakeside Living Center	120	120
Clay County	180	160
Dugan Memorial Home	60	60
West Point Community Living Center	120	100
Coahoma County	206	178
Clarksdale Nursing Center	120	112
Greenbough Nursing Center	66	66
Northwest Mississippi Regional Medical Center	20	
Copiah County	180	180
Copiah Living Center	60	60
Pine Crest Guest Home	120	120
Covington County	210	270
Arrington Living Center		60
Covington County Nursing Center	60	60
Mississippi State Veterans Home Collins	150	150
DeSoto County	320	320
DeSoto Healthcare Center	120	120
Golden Living Southaven	140	140
Landmark of DeSoto	60	60
Forrest County	656	486
Bedford Alzheimers Care Center		20
Bedford Care Center of Hattiesburg	192	162
Bedford Care Center Monroe Hall	120	60
Bedford Care Center of Petal	60	60
Hattiesburg Health & Rehab	184	184
Bedford Care Center Warren Hall	100	
Franklin County		
Meadville Convalescent Home	60	60
George County		79
George Regional Health & Rehab		19
Glenoaks Nursing Center	60	60
Greene County	120	120
Greene Rural Health Center	60	60

Leakesville Rehab & Nursing Center 60 60
Nursing Facility Beds by County

Facility	2002	2012
Grenada County	257	247
Grace Health & Rehab of Grenada	137	137
Grenada Living Center	120	110
Hancock County	290	202
Dunbar Village Terrace	70	70
Woodland Village Nursing Center	122	132
Hotel Reed Nursing Center	98	
Harrison County	856	802
Biloxi Community Living Center	240	240
Dixie White House Nursing Home	60	60
Driftwood Nursing Center	151	151
Greenbriar Nursing Center		66
Lakeview Nursing Center	105	105
The Boyington	120	180
Miramar Lodge Nursing Home	180	
Hinds County	1,577	1,563
Belhaven Senior Care	60	60
Chadwick Nursing & Rehab	102	102
Clinton Healthcare	121	121
Community Place	60	60
Compere's Nursing Home	60	60
Cottage Grove Nursing Home	120	120
Forest Hill Nursing Center	87	87
Hinds County Nursing and Rehab Center	119	105
Lakeland Nursing & Rehab Center	105	105
Magnolia Senior Care	60	60
Manhattan Nursing & Rehab Center	180	180
Mississippi State Veterans Home Jackson	150	150
Pleasant Hills Community Living Center	120	120
Trinity Mission Health & Rehab of Clinton	145	145
Willow Creek	88	88
Holmes County	148	138
Holmes County LTC Center	80	70
Lexington Manor Senior Care	68	68
Humphreys County		
Humphreys County Nursing Center	60	60
Itawamba County	196	196
Courtyards Community Living Center	66	66

The Meadows	130	130
-------------	-----	-----

Nursing Facility Beds by County

Facility	2002	2012
Jackson County	528	528
Ocean Springs Nursing Center	115	115
Plaza Community Living Center	120	120
River Chase Village	60	60
Singing River Rehab & Nursing	160	160
Sunplex Subacute	73	73
Jasper County		
Jasper County Nursing Home	110	110
Jefferson County		
Jefferson County Nursing Home	60	60
Jeff Davis County		
Jefferson Davis ECF	60	60
Jones County	378	428
Care Center of Laurel	130	120
ComfortCare Nursing Center	66	126
Jones County Rest Home	122	122
Laurelwood Community Living Center	60	60
Kemper County	81	
Kemper Homeplace Nursing Facility	21	
Mississippi Care Center of Dekalb	60	60
Lafayette County	330	330
Graceland Care Center of Oxford	180	180
Mississippi State Veterans Home Oxford	150	150
Lamar County	150	180
Lamar Healthcare & Rehab Center	120	120
Windham House of Hattiesburg	30	60
Lauderdale County	820	812
Bedford Care Center of Marion	128	128
Golden LivingCenter Meridian	120	120
James T Champion Nursing Facility		120
Meridian Community Living Center	58	58
Poplar Springs Nursing Center	120	100
Queen City Nursing Center	84	84
Reginald P White Nursing Facility	228	120
The Oaks Rehab & Healthcare Center	82	82

Nursing Facility Beds by County

Facility	2002	2012
Lawrence County		
Lawrence County Nursing Center	60	60
Leake County	143	143
Baptist Leake ECF	44	44
Golden LivingCenter Carthage	99	99
Lee County	487	487
Baldwyn Nursing Facility	107	107
Cedars Health Center	140	140
Golden LivingCenter Eason	120	120
Tupelo Nursing & Rehab Center	120	120
Leflore County	410	410
Crystal Health & Rehab of Greenwood	110	110
Golden Age Nursing Home	180	180
Riverview Nursing & Rehab Center	120	120
Lincoln County	320	320
Countrybrook Living Center	121	121
Golden LivingCenter Brook Manor	58	58
Haven Hall Healthcare Center	81	81
Silver Cross Home	60	60
Lowndes County	300	380
Aurora Health & Rehab	120	120

Trinity Healthcare	60	60
Vineyard Court Nursing Center	60	60
Windsor Place Nursing & Rehab	60	140
Madison County	455	455
Highland Home	120	120
Madison County Nursing Home	95	95
St Catherine's Village Siena Center	60	120
The Arbor	120	60
The Nichols Center	60	60
Marion County	297	297
Song Health & Rehab of Columbia	119	119
The Grove	80	80
The Myrtles Nursing Center	98	98
Marshall County		180
Trinity Mission Health & Rehab of Great Oaks		60
Trinity Mission Health & Rehab of Holly Springs	120	120

Nursing Facility Beds by County

Facility	2002	2012
Monroe County	272	332
Care Center of Aberdeen	120	120
Golden LivingCenter Amory	152	152
River Place Nursing Center		60
Montgomery County		
Winona Manor Healthcare	120	120
Neshoba County	298	340
Choctaw Residential Center	120	120

Hilltop Manor Nursing Home	60	60
Neshoba County Nursing Home	118	160
Newton County	180	
Bedford Care Center of Newton	120	120
J.G. Alexander Nursing Center	60	
Noxubee County		
Noxubee County Nursing Home	60	60
Oktibbeha County		179
Starkville Manor	119	119
The Carrington Nursing Center		60
Panola County	190	190
Golden LivingCenter Batesville	130	130
Sardis Community Nursing Home	60	60
Pearl River County	186	246
Covenant Health & Rehab of Picayune	120	120
Pearl River County Hospital	66	126
Perry County		
Perry County Nursing Center	73	60
Pike County	315	315
Camellia Estates	30	30
Courtyard Rehab and Healthcare	145	145
McComb Nursing & Rehab Center	140	140
Pontotoc County	164	164
Graceland Care Center of Pontotoc	60	60
Pontotoc Health Services	44	44
Sunshine Health Care	60	60

Nursing Facility Beds by County

<u>Facility</u>	<u>2002</u>	<u>2012</u>
Prentiss County	144	144
Longwood Community Living Center	64	64
The Landmark Nursing & Rehab	80	80
Quitman County		
Quitman County Nursing Home	60	60
Rankin County	869	981
Brandon Court	100	100
Brandon Nursing & Rehab Center	230	230

Briar Hill Rest Home	60	60
Jaquith Nursing Home Adams Inn	59	133
Jaquith Nursing Home Jaquith Inn	87	87
Jaquith Nursing Home Jefferson Inn	86	86
Jaquith Nursing Home Madison Inn	85	85
Jaquith Nursing Home Monroe Inn	88	88
Methodist Specialty Care Center		60
Wisteria Gardens		52
Jaquith Nursing Home Washington Inn	74	
Scott County	150	140
Lackey Convalescent Home	30	20
Mississippi Care Center of Morton	120	120
Sharkey County		
Heritage Manor of Rolling Fork	60	54
Simpson County	180	180
Bedford Care Center of Mendenhall	60	60
Hillcrest Nursing Center	120	120
Smith County		
Rolling Acres Retirement Center	121	121
Stone County		162
Azalea Gardens Nursing Center	103	103
Stone County Nursing & Rehab Center		59
Sunflower County	236	244
Liberty Health & Rehab of Indianola	75	75
Ruleville Nursing & Rehab	109	109
Walter B Crook Nursing Facility	52	60
Tallahatchie County		
Tallahatchie General Hospital	68	98
Nursing Facility Beds by County		
<u>Facility</u>	<u>2002</u>	<u>2012</u>
Tate County		
Senatobia Convalescent Center	120	120
Tippah County	240	240
Golden LivingCenter Ripley	140	140
Rest Haven Health & Rehab	60	60
Tippah County Nursing Home	40	40
Tishomingo County	193	178
Tishomingo Community Living Center	73	73

Tishomingo Manor	120	105
Tunica County		
Tunica Nursing Home	60	60
Union County		180
Graceland Care Center of New Albany	120	120
Union County Health & Rehab Center		60
Walthall County	137	137
Billdora Senior Care	77	77
Golden LivingCenter Tylertown	60	60
Warren County	411	380
Covenant Health & Rehab of Vicksburg	120	120
Heritage House Nursing Center	60	60
Shady Lawn	100	100
Vicksburg Convalescent Center	100	100
River Region Skilled Nursing	31	
Washington County	356	356
Arbor Walk Healthcare Center	60	60
Legacy Manor Nursing & Rehab Center	120	60
Mississippi Care Center of Greenville	116	116
River Heights Healthcare Center	60	60
Washington Care Center		60
Wayne County		
Pine View Health Care Center	90	90
Webster County	155	155
Golden LivingCenter Eupora	119	119
Webster Health Services Nursing	36	36

Nursing Facility Beds by County

<u>Facility</u>	<u>2002</u>	<u>2012</u>
Wilkinson County		
Wilkinson County Senior Care	105	105
Winston County	180	180
Louisville Healthcare	60	60
Winston County Nursing Home	120	120
Yalobusha County		
Yalobusha County Nursing Home	72	122

Yazoo County	221	240
Martha Coker Home	41	60
Oasis Health & Rehab of Yazoo	180	180

ICF/MR Beds by County

	2002	2012
Total	2,639	2,816
Coahoma County		
Delta Manor	132	132
Harrison County		
South Mississippi Regional Center	260	240
Jones County	687	757
Alexander Milne Home for Women		45
Clover Circle ICF/MR	172	197
Paul D Cotten ICF/MR	94	94
Hillside ICF/MR	138	138
Pecan Grove ICF/MR	283	283
Lafayette County		
Woodlane ICF/MR	430	485
Lincoln County		172
Lincoln Residential Center	140	140
Mississippi Adolescent Center		32
Madison County		152
Canton Manor	132	132
Son Valley		20
Oktibbeha County		
Rollings Hills Developmental Center	140	140
Rankin County		
Hudspeth Regional Center	395	415
Simpson County	323	323
Millcreek ICF/MR	125	125
W.L. Jaquith ICF/MR	198	198

Psychiatric Residential Treatment Facility Beds by County

	2002	2012
Total	208	346
DeSoto County Parkwood Behavioral Health System	40	40
Harrison County Specialized Treatment Facility		48
Hinds County CARES Center	30	60
Lauderdale County The Crossings		60
Pontotoc County Millcreek of Pontotoc	51	51
Simpson County Millcreek Psy/Res Treatment Facility	57	57
Winston County Diamond Grove Center	30	30

Personal Care Homes by County

Personal Care Home	2002	2012
Total	4,783	5,771
Adams County	55	
Arnold's Personal Care Home	15	
Magnolia House	40	46
Alcorn County	69	69
Country Cottage	29	29
Dogwood of Corinth	40	40
Attala County	31	
Atwood Personal Care Home #1	9	
Atwood Personal Care Home #2	22	30
Benton County		
Oak Hill Personal Care Home	46	
Bolivar County	67	146
Cleveland Personal Care Home Residential Living		95
Indywood Estate Personal Care Home	38	38
Lawson Personal Care Home	13	13
Cornerstone Personal Care Home	16	
Calhoun County		
Bruce Community Living Center	20	20
Chickasaw County		
Fern Brooke Personal Care Home		18
Langford's Magnolia Personal Care Home	20	
Choctaw County		
Brooklyn Hall Personal Care Home		14
Claiborne County		
Paradise Personal Care Home		5
Clarke County	23	45
Golden Meadow	20	15
Wisteria Manor Personal Care Home		30
H.C.Watkins Memeorial Hospital Personal Care Home	3	
Clay County	28	
Waverly Care Home	21	21
Fondern's Personal Care Home	7	

Personal Care Homes by County

Personal Care Home	2002	2012
Coahoma County		
Flowers Manor Personal Care	24	36
Covington County		
Covington Ridge	29	36
DeSoto County	90	409
Hermitage Gardens of Southaven	60	65
Life Pointe Village Southaven		101
Olive Grove Terrace		90
Silvercreek Retirement Community		118
Wesley Meadows Personal Care Assisted Living	30	35
Forrest County	193	181
Country Comfort	24	15
Emeritus at Forrest Park	83	90
Emeritus at Pine Meadow	56	56
Hartford Place	20	20
Jamison Personal Care Home	10	
George County	64	87
Amelia Garden		15
Eva's Place	20	31
Smith Manor	14	15
Sparrow Hills		26
Benndale Personal Care Home	11	
Golden Age Home	10	
Silvercrest	9	
Grenada County	75	
Graceland of Grenada	36	63
Graceland of Grenada North	32	
Stanford House Personal Care	7	
Hancock County	26	12
Dunbar Village Courtyard	24	10
Woodland Village Nursing Center	2	2
Harrison County	216	362
Chapman Oaks	15	15
Emeritus at Biloxi	83	105
Lakeview Nursing Center Personal Care Home	10	10
Lemoyne Place		38
One Magnolia Place		60
Residence at Bay Cove		92

Personal Care Homes by County

Personal Care Home	2002	2012
Seashore Oaks Assisted Living	50	42
Alpha Personal Care Home	14	
Connecting Hearts	10	
Southern Heritage Personal Care Home	11	
Westchester Personal Care Home	23	
Hinds County	459	410
Alpha Omega Personal Care	13	13
Autumn Light Personal Care Home	23	23
Community Welfare & Health Center	14	14
Creation Elite		15
Eldercare Personal Care Home	11	11
Emeritus at Trace Pointe	88	108
Erie Personal Care Home	5	11
Genesis Personal Care Home		19
House of Faith		9
Love & Gracious Center Services		11
McAllister's Personal Care Home	11	11
Miss Cares Residential Home		24
North Grove Assisted Living		34
Paradise Cove Assisted Living		6
Parkers Personal Care Home	16	16
Pope's Personal Care Home	6	6
Riggs Manor Retirement Community	32	56
St David Personal Care Home	8	8
Shanells Assisted Living		15
Ammons Personal Care Home	8	
Burns Assisted Living	22	
Catherine's Personal Care Home	6	
Central Mississippi Personal Care Home	13	
Gena's Four Seasons Personal Care Home	8	
Hope Personal Care Home	18	
Izora's Personal Care Home	12	
Lou's Personal Care Home	6	
Myles Retreat Home for the Golden Age	43	
North Grove Personal Care Home	34	
Peach Orchard Assisting Living	29	
Ramsey's Personal Care Home	12	
Strickland's Personal Care Home	6	
T's Personal Care Home	10	
Wells Personal Care Home	5	
Holmes County		
Miss Bernice's House		16

Personal Care Homes by County

Personal Care Home	2002	2012
Itawamba County	54	140
Charleston Place		44
Countrywood Manor	16	46
Dogwood Plantation of Fulton	24	36
Phillips Personal Care Home	14	14
Jackson County	180	76
Kare Medical Assisted Living		6
The Gardens	25	52
Serenity Springs Personal Care Home		8
Settlers Pointe Personal Care Home	10	10
Alternative Personal Care Home	12	
Dorchester Arms	34	
The Gardens at Bay Towers	48	
Gautier Personal Care Home	20	
Majestic Personal Care Home	20	
Restoration Adult Extended Care	11	
Jasper County		
Summerland Manor		48
Jones County	155	189
ComfortCare Associated Living		12
Cottonwood Manor	24	24
Extra Care	12	10
Lynnwood Senior Care		13
Magnolia Gardens Assisted Living of Ellisville		20
Magnolia Gardens Assisted Living of Laurel	52	56
Northview Villa Personal Care	54	54
Magnolia Gardens Assisted Living	13	
Lafayette County	84	145
Emeritus at Oxford	24	90
Hermitage Gardens of Oxford	60	55
Lamar County	52	163
Alden Pointe		45
Magnolia Place	15	18
Provision Living at Hattiesburg		100
Windham House of Hattiesburg	37	

Personal Care Homes by County

Personal Care Home	2002	2012
Lauderdale County	155	220
Aldersgate Personal Care	60	58
Bee Hive Homes of Marion		15
Emeritus at Silverleaf Manor	80	110
Fisher Care	8	
Magnolia Home	14	
McCoy Personal Care Home	15	15
Lawrence County		
Heritage Manor Personal Care Home	12	12
Leake County		
Bee Hive Homes of Carthage	15	
Lee County	330	391
Avonlea Assisted Living & Retirement	56	72
Magnolia Manor at Tupelo		122
Mitchell Center	60	60
Riverbirch Residence	25	30
Rosewood Residence	75	75
Samaritan Garden Personal Care Home	32	32
Dogwood Plantation	24	
Dogwood Plantation #2	24	
Dogwood Plantation #3	24	
Family Estate Personal Care	10	
Leflore County		74
Country Meadow Personal Care Home		12
Indywood Glen Personal Care Home	40	62
Lincoln County	42	23
Haven Hall Healthcare Center	15	15
New Dawn Retirement Center	8	8
Shady Oaks Personal Care Home	10	
Serenity Personal Care Home	9	
Lowndes County	228	150
Collegeview Personal Care Home	6	6
New Horizon Residential Living		12
The Arrington	55	70
Trinity Personal Care	62	62
Cherub's Personal Care Home	13	
Golden Age Care Home	9	
Home Place of Columbus	60	
Lakewood Personal Care	7	
Newell Personal Care Home	16	

Personal Care Homes by County

Personal Care Home	2002	2012
Madison County	318	442
Emeritus at Ridgeland Pointe	100	100
Old Ladies Home	20	20
St Catherine's Village Campbell Cove	36	36
St Catherine's Village Marion Hall	60	60
Seasons	10	10
The Blake At Township		115
The Orchard Personal Care Home	61	61
Willard F Bond Home		40
Christian Care Assisted Living	31	
Marion County	48	
The Grove		8
Bar-Sel Personal Care Home	11	
Sandy Hook Estate	14	
Star B Rest Personal Care Home	23	
Marshall County		
Christopher's Personal Care Home	46	46
Monroe County	141	83
Garden Suites Assisted Living	22	22
Oak Tree Plantation	34	51
PressiCare		10
Monroe County Rest Home	12	
Pillars of Aberdeen	73	
Neshoba County	14	44
Atwood Personal Care Home		32
Bee Hive Homes of Philadelphia	12	12
Neshoba County Nursing Home	2	
Newton County	68	53
Bee Hive Homes of Newton		12
Woodland Court Personal Care	24	41
Magnolia Regional Personal Care	14	
Magnolia South Personal Care	18	
Okahatta Care Center	12	
Noxubee County	25	25
Elderly Care Center	15	15
Oakwood Manor	10	10

Personal Care Homes by County

Personal Care Home	2002	2012
Oktibbeha County	67	54
Montgomery Gardens Senior Living		36
Vickers Personal Care Home	18	18
Cantrell's Personal Care Home	15	
O'Brians Personal Care Home	12	
O'Brian East Personal Care Home	22	
Panola County		
Fairfield of Batesville	46	54
Pearl River County	144	66
Blueberry Hill Personal Care Home		9
Our Place Personal Care Home	12	12
Southern Oaks Personal Care Home		30
Timeless Grace Assisted Living		15
Magnolia Personal Care	78	
New Country Living Personal Care Home	14	
Our Place II	9	
Shady Oaks of Carriere	11	
Southern Pines Assisted Care	20	
Perry County		39
Community Development Assisted Living I		15
Community Development Assisted Living II		12
Friend's Personal Care Home	10	12
Pike County	108	98
Aston Court Retirement Community	50	50
Camellia Estates	48	48
Beverly Healthcare Southwest	10	
Pontotoc County	64	
Church Street Personal Care Home of Ecrú	40	40
Church Street Personal Care	14	
Heritage House Wing Care	10	
Prentiss County	58	74
Scott Del Cottage	18	34
The Landmark Community	40	40

Personal Care Homes by County

Personal Care Home	2002	2012
Rankin County	192	260
Brandon Court	6	6
Briar Hill Rest Home Personal Care Home	4	2
Christopher's Court		15
Emeritus at Heritage House	100	110
Peach Tree Village	71	71
Villa South Assisted Living		50
Wisteria Gardens		6
O'McDougle's Love & Care Home	11	
Scott County		28
Bee Hive Homes of Forest	13	13
Magnolia Manor		15
Simpson County	50	51
Bryant's Residential Care Facility	21	21
Chateau Jorja	15	15
Lakeview Place		15
Chateau Ray	14	
Stone County		16
Christian Fellowship Home Assisted Living		15
Stone County Nursing & Rehab Center		1
Sunflower County	38	52
Indywood Personal Care Home	27	29
Ruleville Nursing & Rehab	11	11
Shirley's Personal Care Home Assisted Living		12
Tate County		
Providence PCC of Senatobia		70
Tippah County		
Beverly Healthcare Ripley Personal Care Home	10	
Tishomingo County	105	117
Carrington House	18	25
Southern Magnolia Estates	34	37
Southern Magnolia Estates II	18	18
Southern Magnolia Estates Belmont Golden		37
Tishomingo Community Living Center	35	

Personal Care Homes by County

Personal Care Home	2002	2012
Union County	71	84
Dogwood Plantation of New Albany		24
Magnolia Place of New Albany	39	40
The Sunshine Inn	20	20
Green Oak Manor	12	
Warren County	77	73
Belmont Gardens	25	32
Heritage House Assisted Living	41	41
Belmont Place Personal Care	11	
Washington County	100	129
Destiny Manor		11
Magnolia Gardens of Greenville	48	48
Restorations Assisted Living Facility		15
Wellington Place	52	55
Wayne County	78	49
Brookwood Villa Personal Care Home		24
Southern Living Specialty Care		25
Azalea Place	6	
Brookwood Villa	24	
Personal Care Retirement Home	11	
Pine View Health Care Center Personal Care	3	
Souglangiana Place	10	
Southern Living	6	
Southern Plantation Personal Care Home	8	
Total Care	10	
Webster County	14	
Vickers Personal Care Home	13	13
Beverly Healthcare Eupora	1	
Winston County		31
Bee Hive Home of Louisville		16
Lakeside Village Residential Living Facility		15
JRs & J Adult Care Cener	9	
Yalobusha County		
Yalobusha County Assisted Living	2	

Appendix D

Licensed and Certified Long-Term Care Facilities

Adams County

Adams County Nursing Center
587 John R. Junkin Drive
Natchez, Mississippi 39120
Phone: 601-446-8426
Fax: 601-446-8474
Adams Community Care Center,
Licensee
Judy Massey, Administrator
Proprietary
Medicaid/Medicare
Capacity: 100

Crown Health & Rehab of Natchez
344 Arlington Avenue
Natchez, Mississippi 39120
Phone: 601-443-2344
Fax: 601-443-9862
Crown Health & Rehab of Natchez,
Licensee
Linda T. Crain, Administrator
Proprietary
Medicaid/Medicare
Capacity: 58

Glenburney Nursing Home
555 John R. Junkin Drive
Natchez, Mississippi 39120
Phone: 601-442-4396
Fax: 601-442-0321
Glenburney Healthcare, Licensee
Linda M. Byrd, Administrator
Proprietary
Medicaid/Medicare
Capacity: 96

Alcorn County

Cornerstone Health & Rehab of
Corinth
302 Alcorn Drive
P.O. Box 1417
Corinth, Mississippi 38834
Phone: 662-286-2286
Fax: 662-286-2289
Cornerstone Health & Rehab of
Corinth, Licensee
Robin C. Skelton, Administrator
Proprietary
Medicaid/Medicare
Capacity: 95

Mississippi Care Center of Alcorn
County
3701 Joanne Drive
Corinth, Mississippi 38834
Phone: 662-287-8071
Fax: 662-287-2564
Alcorn County Long Term Care,
Licensee
Ray Jones, Administrator
Proprietary
Medicaid/Medicare
Capacity: 125

Whitfield Nursing Home
2101 East Proper Street
P.O. Drawer 1425
Corinth, Mississippi 38834
Phone: 662-286-3331
Fax: 662-286-0026
Sarah J. Whitfield, Licensee
& Administrator
Proprietary
Medicaid
Capacity: 44

Amite County

Liberty Community Living Center
323 Industrial Park Drive
P.O. Box 676
Liberty, Mississippi 39645
Phone: 601-657-1000
Fax: 601-657-1008
Community Living Center of Liberty,
Licensee
Sally T. McCoy, Administrator
Proprietary
Capacity: 80

Attala County

Attala County Nursing Center
326 Highway 12 West
Kosciusko, Mississippi 39090
Phone: 662-289-1200
Fax: 662-289-3070
Attala Community Care Center,
Licensee
Holly G. Cornett, Administrator
Proprietary
Medicaid/Medicare
Capacity: 120

Mississippi State Veteran's Home
310 Autumn Ridge Drive
Kosciusko, Mississippi 39090
Phone: 662-289-7809
Fax: 662-289-7824
Randy Reeves, Licensee
Shawn Hardin, Administrator
Public
Capacity: 150

Benton County

Ashland Health & Rehab
16056 Boundary Drive
P.O. Box 490
Ashland, Mississippi 38603
Phone: 662-224-6196
Fax: 662-224-6899
Vanguard of Ashland, Licensee
Nellie Weeks, Administrator
Proprietary
Medicaid/Medicare
Capacity: 60

Bolivar County

Bolivar Medical Center Long Term
Care Facility
901 East Sunflower Road
P.O. Box 1380
Cleveland, Mississippi 38732
Phone: 662-846-2520
Fax: 662-846-2521
Scott M. Smith, Licensee
Patricia D. Rowe, Administrator
Proprietary
Medicaid
Capacity: 35

Cleveland Nursing and Rehab. Center
4036 Highway 8, East
P.O. Box 1688
Cleveland, Mississippi 38732
Phone: 662-843-4014
Fax: 662-843-5401
Cleveland Nursing & Rehab Center,
Licensee
Tina M. Alexander, Administrator
Proprietary
Medicaid/Medicare
Capacity: 120

Joy Health & Rehab of Cleveland
200 Martin L. King Jr. Drive
Cleveland, Mississippi 38732
Phone: 662-843-5347
Fax: 662-843-0751
Joy Health & Rehab of Cleveland,
Licensee
Wanda Matthews, Administrator
Proprietary
Medicaid/Medicare
Capacity: 75

Oak Grove Retirement Home
209 Oak Circle
P.O. Box 198
Duncan, Mississippi 38740
Phone: 662-395-2576
Fax: 662-395-2568
Charles E. Smith, Licensee
Todd L. Jones, Administrator
Proprietary
Medicaid
Capacity: 60

Shelby Nursing and Rehab Center
1108 Church Street
Shelby, Mississippi 38774
Phone: 662-398-5117
Fax: 662-398-7766
MS Shelby, LLC, Licensee
Roger D Jordan, Administrator
Proprietary
Medicaid
Capacity: 60

Calhoun County

Bruce Community Living Center
176 Highway 9 South
P.O. Box 1280
Bruce, Mississippi 38915
Phone: 662-412-5100
Fax: 662-412-5122
CLC of Bruce, Licensee
Sharon Johnson, Administrator
Proprietary
Medicaid/Medicare
Capacity 35

Calhoun Nursing Home
152 Burke Road
Calhoun City, Mississippi 38916
Phone: 662-628-6611
Fax: 662-628-6300
Rita Parker, Licensee
James Franklin, Administrator
Public
Medicaid
Capacity: 120

Carroll County

Vaiden Community Living Center
868 Mulberry Street
Vaiden, Mississippi 39176
Phone: 662-464-7714
Fax: 662-464-7741
CLC of Vaiden, Licensee
Kelly Mann, Administrator
Proprietary
Medicare/Medicaid
Capacity: 60

Chickasaw County

Floy Dyer Manor
1000 East Madison Street
Houston, Mississippi 38851
Phone: 662-456-1101
Fax: 662-456-1106
Robert M. Thornton, Jr. Licensee
Linda S. Boutwell, Administrator
Proprietary
Medicaid/Medicare
Capacity: 66

Shearer Richardson Memorial Nursing
Home
512 Rockwell Drive
P.O. Box 419
Okolona, Mississippi 38860
Phone: 662-447-3311
Fax: 662-447-3856
Brenda G. Wise, Licensee &
Administrator
Public
Medicaid
Capacity: 73

Choctaw County

Choctaw County Nursing Home
311 West Cherry Street
P.O. Box 360
Ackerman, Mississippi 39735
Phone: 662-285-3257
Fax: 662-285-2725
Pioneer Health Services of Choctaw
County, Licensee
Debra Ward, Acting Administrator
Proprietary
Medicaid
Capacity: 60

Claiborne County

Claiborne County Senior Care
2124 Old Highway 61 North
P.O. Box 1018
Port Gibson, Mississippi 39150
Phone: 601-437-8737
Fax: 601-437-8724
Claiborne County Nursing Center,
Licensee
Dannie Barlow, Administrator
Proprietary
Medicaid/Medicare
Capacity: 77

Clarke County

Lakeside Living Center
191 Highway 511 East
P.O. Drawer 10
Quitman, Mississippi 39355
Phone: 601-776-2141
Fax: 601-776-5505
MS Lakeside, LLC, Licensee
Tony Hamrick, Administrator
Proprietary
Medicaid/Medicare
Capacity: 120

Clay County

Dugan Memorial Home
804 East Main Street
P.O. Box 698
West Point, Mississippi 39773
Phone: 662-494-3640
Fax: 662-494-3641
Dugan Memorial Home, Licensee
Shelley Tuggle, Administrator
Non-profit
Medicaid/Medicare
Capacity: 60

West Point Community Living Center
1122 North Eshman Avenue
P.O. Box 817
West Point, Mississippi 39773
Phone: 662-494-6011
Fax: 662-494-6926
Community Living Center of West
Point, Licensee
Greg Warnick, Administrator
Proprietary
Medicaid/Medicare
Capacity: 100

Coahoma County

Clarksdale Nursing Center
1120 Ritchie Street
P.O. Box 1304
Clarksdale, Mississippi 38614
Phone: 662-627-2591
Fax: 662-624-6233
Caregivers, Licensee
Jo Ellen Hillman, Administrator
Proprietary
Medicaid/Medicare
Capacity: 112

Greenbough Nursing Center
340 DeSoto Avenue, Extended
Clarksdale, Mississippi 38614
Phone: 662-627-3486
Fax: 662-627-5654
MS Greenbough, LLC, Licensee
Amanda R. Kirk, Administrator
Proprietary
Medicaid/Medicare
Capacity: 66

Copiah County

Copiah Living Center
806 West Georgetown Street
Crystal Springs, Mississippi 39059
Phone: 601-892-1880
Fax: 601-892-8739
Copiah CCC, Licensee
Betty Carr, Administrator
Non-profit
Medicare/Medicaid
Capacity: 60

Pine Crest Guest Home
133 Pine Street
Hazlehurst, Mississippi 39083
Phone: 601-894-1411
Fax: 601-894-3282
Pinecrest, Licensee
Bobby Welborn, Administrator
Proprietary
Medicaid/Medicare
Capacity: 120

Covington County

Arrington Living Center
701 South Holly
Collins, Mississippi 39428
Phone: 601-698-0400
Fax: 601-765-9326
Arlington Living Center, Licensee
Joshua Clayton, Administrator
Public
Capacity: 60

Covington County Nursing Center
1207 South Fir Avenue
P.O. Box 1089
Collins, Mississippi 39428
Phone: 601-765-8262
Fax: 601-765-0080
Collins Community CC, Licensee
Brenda J. Leone, Administrator
Non-Profit
Medicaid/Medicare
Capacity: 60

Mississippi State Veterans Home
3261 Highway 49 South
Collins, Mississippi 39261
Phone: 601-765-0403
Fax: 601-765-5045
Randy Reeves, Licensee
Tommie C. Curr, Administrator
Public
Capacity: 150

DeSoto County

DeSoto HealthCare Center
7805 Southcrest Parkway
Southaven, Mississippi 38671
Phone: 662-349-7500
Fax: 662-349-2069
DeSoto Healthcare, Licensee
Donald K. Scipper, Administrator
Proprietary
Medicaid/Medicare
Capacity: 120

Golden LivingCenter Southaven
1730 Dorchester Drive
Southaven, Mississippi 38671
Phone: 662-393-0050
Fax: 662-393-5179
GGNSC Southaven, LLC
Cyndi Dughetti, Administrator
Proprietary
Medicaid/Medicare
Capacity: 140

Landmark of DeSoto
3068 Nail Road West
Horn Lake, Mississippi 38637
Phone: 662-280-1219
Fax: 662-280-4668
DeSoto Community Care Center,
Licensee
Pamela L. Bates, Administrator
Proprietary
Medicaid/Medicare
Capacity: 60

Forrest County

Bedford Alzheimer's Care Center
300 B Cahal Street
Hattiesburg, Mississippi 39401
Phone: 601-582-9157
Fax: 601-582-9337
Bedford Alzheimer's Care Center,
Licensee
Pamela Kelly, Administrator
Proprietary
Medicaid
Capacity: 20

Bedford Care Center of Hattiesburg
10 Medical Boulevard
Hattiesburg, Mississippi 39401
Phone: 601-264-3709
Fax: 601-264-1144
Bedford Care Center, Hattiesburg,
Licensee
Carl L. Young, Administrator
Proprietary
Medicaid/Medicare
Capacity: 148

Bedford Care Center - Monroe Hall
300 Cahal Street
Hattiesburg, Mississippi 39401
Phone: 601-582-9157
Fax: 601-582-2639
Bedford Care Center Monroe Hall,
Licensee
Robert M. Perry, Administrator
Proprietary
Medicaid/Medicare
Capacity: 60

Bedford Care Center of Petal
908 South George Street
Petal, Mississippi 39465
Phone: 601-544-7441
Fax: 601-582-3217
Bedford Care Center Petal, Licensee
Elaine F. Brannan, Administrator
Proprietary
Medicaid/Medicare
Capacity: 60

Hattiesburg Health & Rehab
514 Bay Street
Hattiesburg, Mississippi 39401
Phone: 601-544-4230
Fax: 601-544-4234
Hattiesburg Health & Rehab, Licensee
Cherry L. Jones, Administrator
Proprietary
Medicaid
Capacity: 184

Franklin County

Meadville Convalescent Home
300 Highway 556
Meadville, Mississippi 39653
Phone: 601-384-5861
Fax: 601-384-5862
Meadville LLC, Licensee
Rebecca Rylee, Administrator
Proprietary
Medicaid/Medicare
Capacity: 60

George County

George Regional Health & Rehab
Center
859 Winter Street
P.O. Box 584
Lucedale, Mississippi 39452
Phone: 601-947-9101
Fax: 601-766-4294
George Reg Health & Rehab Center,
Licensee
Joy Turner, Administrator
Non-profit
Medicaid/Medicare
Capacity: 19

GlenOaks Nursing Center
55 Susanne Street
Lucedale, Mississippi 39452
Phone: 601-947-2783
Fax: 601-947-6182
Delco, Licensee
Teresa Crabtree, Administrator
Proprietary
Medicaid/Medicare
Capacity: 60

Greene County

Greene Rural Health Center
1017 Jackson Avenue
P.O. Box 819
Leakesville, Mississippi 39451
Phone: 601-394-2371
Fax: 601-394-5495
George County Hospital, Licensee
Lisa Crager, Administrator
Public
Medicaid/Medicare
Capacity: 60

Leakesville Rehab & Nursing Center
1300 Melody Lane
P.O. Box 640
Leakesville, Mississippi 39451
Phone: 601-394-2331
Fax: 601-394-2738
Leakesville Rehab & Nursing Center,
Licensee
Shellie Brewer, Administrator
Proprietary
Medicaid/Medicare
Capacity: 60

Grenada County

Grace Health & Rehab of Grenada
1966 Hill Drive
Grenada, Mississippi 38901
Phone: 662-226-2442
Fax: 662-226-9567
Grace Health & Rehab of Grenada,
Licensee
Thomas Craig Hill, Administrator
Proprietary
Medicaid/Medicare
Capacity: 137

Grenada Living Center
1950 Grandview Drive
Grenada, Mississippi 38901
Phone: 662-226-9554
Fax: 662-226-5537
Community Care Center of Grenada,
Licensee
Bobbie Methvin, Administrator
Proprietary
Medicaid/Medicare
Capacity: 110

Hancock County

Dunbar Village
725 Dunbar Avenue
Bay St Louis, Mississippi 39520
Phone: 228-466-3099
Fax: 228-466-3997
Dunbar Village, Licensee
Annie Michelle Daniel, Administrator
Proprietary
Medicaid/Medicare
Capacity: 70

Woodland Village Nursing Center
5427 Gex Road
Diamondhead, Mississippi 39525
Phone: 228-255-4832
Fax: 228-255-4833
Woodland Village Nursing Center,
Licensee
Kenneth Smith, Administrator
Proprietary
Medicaid/Medicare
Capacity: 132

Harrison County

Biloxi Community Living Center
2279 Atkinson Road
Biloxi, Mississippi 39531
Phone: 228-388-1805
Fax: 228-388-9617
Community Living Center Biloxi,
Licensee
Charolette Canova, Administrator
Public
Medicaid/Medicare
Capacity: 180

The Boyington Health Care Facility
1530 Broad Avenue
Gulfport, Mississippi 39501
Phone: 228-864-6544
Fax: 228-868-8544
HUD Boyington, Licensee
Mary Miller, Administrator
Proprietary
Medicaid/Medicare
Capacity: 180

Dixie White House Nursing Home
538 Menge Avenue
Pass Christian, Mississippi 39571
Phone: 228-452-4344
Fax: 228-452-2264
Hud Dixie White House, Licensee
Dennis S. Forsythe, Jr.,
Administrator
Proprietary
Medicaid/Medicare
Capacity: 60

Driftwood Nursing Center
1500 Broad Avenue
Gulfport, Mississippi 39501
Phone: 228-868-1314
Fax: 228-863-8966
Strategic Healthcare, Licensee
Alicia D. Johnson, Administrator
Proprietary
Medicaid/Medicare
Capacity: 151

Greenbriar Nursing Center
4347 West Gay Road
D'Iberville, Mississippi 39540
Phone: 228-392-8484
Fax: 228-392-6262
Greenbriar Nursing Center, Licensee
Shelia M. Bachtel, Administrator
Proprietary
Medicaid/Medicare
Capacity: 100

Lakeview Nursing Center
16411 Robinson Road
Gulfport, Mississippi 39503
Phone: 228-831-3001
Fax: 228-831-0408
Brian Cain, Licensee
Crisper Stanford, Administrator
Proprietary
Medicaid/Medicare
Capacity: 105

Hinds County

Belhaven Senior Care
1004 North Street
Jackson, Mississippi 39202
Phone: 601-355-0763
Fax: 601-355-9775
Belhaven Senior Care, Licensee
Angelia M. Whittington,
Administrator
Proprietary
Medicaid/Medicare
Capacity: 60

Chadwick Nursing & Rehab Center
1900 Chadwick Drive
Jackson, Mississippi 39204
Phone: 601-372-0231
Fax: 601-372-0868
Chadwick Nursing & Rehab Center,
Licensee
Paula Hazel, Administrator
Proprietary
Medicaid/Medicare
Capacity: 102

Clinton Healthcare
1251 Pinehaven Road
Clinton, Mississippi 39056
Phone: 601-924-2996
Fax: 601-924-6447
Clinton Healthcare, Licensee
Kathryn Watkins, Administrator
Proprietary
Medicaid/Medicare
Capacity: 121

Community Place
1129 Langley Avenue
Jackson, Mississippi 39204
Phone: 601-355-0617
Fax: 601-948-7506
Community Place, Licensee
Tonya L. Gillespie, Administrator
Non-profit
Medicaid/Medicare
Capacity: 60

Compere's Nursing Home
865 North Street
Jackson, Mississippi 39202
Phone: 601-948-6531
Fax: 601-948-6166
North Street Healthcare, Licensee
Chase Flowers, Administrator
Proprietary
Medicaid/Medicare
Capacity: 60

Cottage Grove Nursing Home
1116 Forest Avenue
Jackson, Mississippi 39206
Phone: 601-366-6461
Fax: 601-362-4041
Cottage Grove Nursing Home, Licensee
Jiadine Cleveland, Administrator
Proprietary
Medicaid/Medicare
Capacity: 120

Forrest Hill Nursing Center
927 Cooper Road
Jackson, Mississippi 39212
Phone: 601-372-0141
Fax: 601-372-0931
Forrest Hill Nursing Center,
Licensee
Charlotte Donald, Administrator
Proprietary
Medicaid/Medicare
Capacity: 87

Hinds County Nursing & Rehab Center
3454 Albermarle Road
Jackson, Mississippi 39213
Phone: 601-362-5394
Fax: 601-366-9276
Hinds Co. Nursing & Rehab Ctr, LLC,
Licensee
Eric McMillan, Administrator
Proprietary
Medicaid/Medicare
Capacity: 105

Lakeland Nursing & Rehab Center
3680 Lakeland Lane
Jackson, Mississippi 39216
Phone: 601-982-5505
Fax: 601-362-1883
Lakeland Nursing & Rehab Center,
Licensee
Abby Little, Administrator
Proprietary
Medicaid/Medicare
Capacity: 105

Magnolia Senior Care
3701 Peter Quinn Drive
Jackson, Mississippi 39213
Phone: 601-366-1712
Fax: 601-366-1715
Magnolia Senior Care, Licensee
Judy Richards, Administrator
Proprietary
Medicaid/Medicare
Capacity: 60

Manhattan Nursing & Rehab Center
4540 Manhattan Road
Jackson, Mississippi 39206
Phone: 601-982-7421
Fax: 601-366-7121
Manhattan Nursing & Rehab Center,
Licensee
Bobbie Blackard, Administrator
Proprietary
Medicaid/Medicare
Capacity: 180

Mississippi State Veterans Home
4607 Lindbergh Drive
Jackson, Mississippi 39209
Phone: 601-354-7205
Fax: 601-354-6060
Randy Reeves, Licensee
Gerald Reed, Administrator
Public
Capacity: 150

Pleasant Hills Community Living
Center
1600 Raymond Road
Jackson, Mississippi 39204
Phone: 601-371-1700
Fax: 601-371-1006
Community Living Center of Jackson,
Licensee
Landa Oglesby, Administrator
Proprietary
Medicaid/Medicare
Capacity: 120

Trinity Mission Health & Rehab of
Clinton
102 Woodchase Park Drive
Clinton, Mississippi 39056
Phone: 601-924-7043
Fax: 601-924-8633
Trinity Mission of Clinton, Licensee
Chad Blackard, Administrator
Proprietary
Medicaid/Medicare
Capacity: 145

Willow Creek Retirement Center
49 Willow Creek Lane
Byram, Mississippi 39272
Phone: 601-863-4201
Fax: 601-863-4202
WCRC, Licensee
Helene Youngblood, Administrator
Proprietary
Medicaid/Medicare
Capacity: 88

Holmes County

Holmes County LTC Center - Durant
15481 Bowling Green Road
Durant, Mississippi 39063
Phone: 662-653-4106
Fax: 662-653-3940
Durant Healthcare, Licensee
Jan Irby Maddux, Administrator
Non-profit
Medicaid/Medicare
Capacity: 70

Lexington Manor Senior Center
56 Rockport Road
Lexington, Mississippi 39095
Phone: 662-834-3021
Fax: 662-834-4848
Lexington Manor Senior Ctr, LLC,
Licensee
Alisa Williamson, Administrator
Proprietary
Medicaid/Medicare
Capacity: 68

Humphreys County

Humphreys County Nursing Center
500 C.C.C. Road
Belzoni, Mississippi 39038
Phone: 662-247-1821
Fax: 662-247-2078
Humphreys Community Care Center,
Licensee
Linda Yarborough, Administrator
Proprietary
Medicaid/Medicare
Capacity: 60

Itawamba County

Courtyards Community Living Center
907 East Walker Street
P.O. Box 69
Fulton, Mississippi 38843
Phone: 662-862-6140
Fax: 662-862-6143
CLC of Fulton, Licensee
Slymece L. Bennett, Administrator
Proprietary
Medicaid/Medicare
Capacity: 66

The Meadows of Fulton
1905 South Adams Street
P.O. Drawer 127
Fulton, Mississippi 38843
Phone: 662-862-2165
Fax: 662-862-2167
Daniel Health Care, Licensee
Stacy Seay, Administrator
Proprietary
Medicaid/Medicare
Capacity: 130

Jackson County

Ocean Springs Nursing Center
1199 Ocean Springs Road
Ocean Springs, Mississippi 39564
Phone: 228-875-9363
Fax: 228-872-4500
MS HUD Ocean Springs, Licensee
Roxann Davidson, Administrator
Proprietary
Medicaid/Medicare
Capacity: 115

Plaza Community Living Center
4403 Hospital Road
Pascagoula, Mississippi 39581
Phone: 228-762-8960
Fax: 228-769-1810
CLC of Pascagoula, Licensee
Teri Reynolds, Administrator
Proprietary
Medicaid/Medicare
Capacity: 120

River Chase Village
5090 Gautier Vancleave Road
Gautier, Mississippi 39553
Phone: 228-522-6700
Fax: 228-522-3383
Sentry-Gautier, Licensee
James N. Payne, Administrator
Proprietary
Medicaid/Medicare
Capacity: 60

Singing River Rehab & Nursing Center
3401 Main Street
Moss Point, Mississippi 39563
Phone: 228-762-7451
Fax: 228-769-2294
Mississippi Singing, Licensee
William S. Trevvett, Administrator
Proprietary
Medicaid/Medicare
Capacity: 160

Sunplex Subacute Center
6520 Sun Scope Drive
Ocean Springs, Mississippi 39564
Phone: 228-875-1177
Fax: 228-875-1149
CLC Ocean Springs, LLC, Licensee
Robert McBeth, Administrator
Proprietary
Medicare/Medicaid
Capacity: 73

Jasper County

Jasper County Nursing Home
15 A South Sixth Street
P.O. Box 527
Bay Springs, Mississippi 39422
Phone: 662-764-2101
Fax: 662-764-2930
James Knotts, Licensee
Marshall Kenneth Posey,
Administrator
Public
Medicaid
Capacity: 110

Jefferson County

Jefferson County Nursing Home
910 Main Street
P.O. Box 1089
Fayette, Mississippi 39069
Phone: 601-786-3888
Fax: 601-786-9400
Jeanette Travis, Licensee
Montina Fletcher-Lewis,
Administrator
Public
Medicaid/Medicare
Capacity: 60

Jefferson Davis County

Jefferson Davis ECF
1320 Winfield Street
P.O. Drawer 1288
Prentiss, Mississippi 39474
Phone: 601-792-1172
Fax: 601-792-1171
Forrest General Hospital, Licensee
Joyce Fikes, Administrator
Public
Medicaid/Medicare
Capacity: 60

Jones County

Care Center of Laurel
935 West Drive
Laurel, Mississippi 39440
Phone: 601-649-8006
Fax: 601-426-6366
Community Care Center of Laurel,
Licensee
Margaret Heggins, Administrator
Proprietary
Medicaid/Medicare
Capacity: 120

Comfort Care Nursing Center
1100 West Drive
Laurel, Mississippi 39440
Phone: 601-422-0022
Fax: 601-428-7138
South Central Regional Medical
Center, Licensee
Heather Gilbert, Administrator
Public
Medicaid/Medicare
Capacity: 126

Jones County Rest Home
683 County Home Road
Ellisville, Mississippi 39437
Phone: 601-477-3334
Fax: 601-477-2172
South Central Regional Medical
Center, Licensee
Sylvia Staples, Administrator
Public
Medicaid/Medicare
Capacity: 122

Laurelwood Community Living Center
1036 West Drive
Laurel, Mississippi 39440
Phone: 601-425-3191
Fax: 601-428-1164
CLC of Laurel, LLC, Licensee
Rene' B. Read, Administrator
Proprietary
Medicaid/Medicare
Capacity: 60

Kemper County

Mississippi Care Center of DeKalb
220 Willow Avenue
P.O. Box 577
DeKalb, Mississippi 39328
Phone: 601-743-5888
Fax: 601-743-4506
Kemper County Long Term Care,
Licensee
Ruby Bolen, Administrator
Proprietary
Medicaid/Medicare
Capacity: 60

Lafayette County

Graceland Care Center of Oxford
1301 Belk Blvd.
Oxford, Mississippi 38655
Phone: 662-234-7821
Fax: 662-234-9554
Lafayette Long Term Care, Licensee
John B. (Ley) Falkner, Administrator
Proprietary
Medicaid/Medicare
Capacity: 180

Mississippi State Veterans Home
120 Veterans Drive
Oxford, Mississippi 38655
Phone: 662-236-7641
Fax: 662-236-7863
Randy Reeves, Licensee
Amanda S. May, Administrator
Public
Capacity: 150

Lamar County

Lamar Healthcare & Rehab Center
(Oxford Health & Rehab Center)
6428 Highway 11 South
Lumberton, Mississippi 39455
Phone: 601-794-8566
Fax: 601-794-8859
Academy Health Care, Licensee
Patricia B. Lee, Administrator
Non-Profit
Medicaid/Medicare
Capacity: 120

Windham House of Hattiesburg
37 Hillcrest Drive
Hattiesburg, Mississippi 39402
Phone: 601-264-0058
Fax: 601-264-7329
Lamar Community Care Center,
Licensee
Misty D Ardoin, Administrator
Proprietary
Capacity: 60

Lauderdale County

Bedford Care of Marion
6434 -A Dale Drive
P.O. Box 307
Marion, Mississippi 39342
Phone: 601-294-3515
Fax: 601-693-3198
Bedford Care of Meridian, Licensee
Susan H. Fox, Administrator
Proprietary
Medicaid/Medicare
Capacity: 110

James T Champion Nursing Facility
1455 North Lakeland Drive
Meridian, Mississippi 39307
Phone: 601-581-8450
Fax: 601-581-8446
Edwin C. LeGrand, III, Licensee
Judd Nance, Administrator
Public
Capacity: 120

Golden LivingCenter Meridian
4728 Highway 39 North
P.O. Box 3604
Meridian, Mississippi 39301
Phone: 601-482-8151
Fax: 601-482-5206
Beverly Enterprises, Licensee
Janet Wise, Administrator
Proprietary
Medicaid/Medicare
Capacity: 120

Meridian Community Living Center
517 33rd Street
Meridian, Mississippi 39305
Phone: 601-483-3916
Fax: 601-483-3965
CLC of Meridian, Licensee
Craig Green, Administrator
Proprietary
Medicaid/Medicare
Capacity: 58

Poplar Springs Nursing Center
6615 Poplar Springs Drive
Meridian, Mississippi 39305
Phone: 601-483-5256
Fax: 601-483-7081
Poplar Springs Nursing Center, LLC,
Licensee
Scott Smith, Administrator
Proprietary
Medicare/Medicaid
Capacity: 91

Queen City Nursing Center
1201 28th Avenue
Meridian, Mississippi 39301
Phone: 601-483-1467
Fax: 601-483-1483
Queen City Nursing Center, Licensee
Barbara Howard, Administrator
Proprietary
Medicaid/Medicare
Capacity: 84

The Oaks Rehabilitation & Healthcare
Center
3716 Highway 39 North
Meridian, Mississippi 39301
Phone: 601-482-7164
Fax: 601-482-5305
Riley Healthcare, Licensee
Linda S. Rogers, Administrator
Proprietary
Medicaid/Medicare
Capacity: 82

Reginald P. White Nursing Facility
1451 North Lakeland Drive
P.O. Box 4128, West Station
Meridian, Mississippi 39307
Phone: 601-581-8500
Fax: 601-581-8443
Edwin C. LeGrand, III, Licensee
Steve Swogetinsky, Administrator
Public
Medicaid
Capacity: 105

Lawrence County

Lawrence County Nursing Center
700 Jefferson Street
P.O. Box 398
Monticello, Mississippi 39654
Phone: 601-587-2593
Fax: 601-587-5352
Monticello Community Care Center,
Licensee
Lisa Haskins, Administrator
Proprietary
Medicaid/Medicare
Capacity: 60

Leake County

Baptist Leake ECF
310 Ellis Street
P.O. Box 909
Carthage, Mississippi 39051
Phone: 601-267-1356
Fax: 601-267-1358
Miss. Baptist Medical Center,
Licensee
Tammy Franks, Administrator
Non-Profit
Medicaid
Capacity: 44

Golden LivingCenter Carthage
1101 East Franklin Street
Carthage, Mississippi 39051
Phone: 601-267-4551
Fax: 601-267-7242
Golden LivingCenter Carthage,
Licensee
Dana Johnson, Administrator
Proprietary
Medicaid/Medicare
Capacity 99

Lee County

Cedars Health Center
2800 West Main Street
Tupelo, Mississippi 38801
Phone: 662-844-1441
Fax: 662-841-8769
Mississippi Methodist Senior
Services of Tupelo, Licensee
Jerry South, Administrator
Non-profit
Medicaid/Medicare
Capacity: 140

Golden LivingCenter Eason Blvd.
2273 South Eason Boulevard
Tupelo, Mississippi 38804
Phone: 662-842-2461
Fax: 662-841-2884
GGNSC Tupelo, Licensee
Charles Small, Administrator
Proprietary
Medicaid/Medicare
Capacity: 120

North Mississippi Medical Center
Baldwyn Nursing
739 4th Street South
Baldwyn, Mississippi 38824
Phone: 662-365-4091
Fax: 662-365-4142
Steve Altmiller, Licensee
Rhonda Saunders, Administrator
Non-Profit
Medicaid/Medicare
Capacity: 107

Tupelo Nursing & Rehab Center
1901 Briar Ridge Road
Tupelo, Mississippi 38804
Phone: 601-844-0675
Fax: 662-842-6838
Tupelo Nursing & Rehab Center,
Licensee
Lisa C. Hosford, Administrator
Proprietary
Medicaid/Medicare
Capacity: 120

Leflore County

Crystal Health & Rehab of Greenwood
902 St John Pittman Drive
Greenwood, Mississippi 38930
Phone: 662-453-9173
Fax: 662-455-4933
Crystal Health & Rehab of Greenwood,
LLC, Licensee
Jonathan Scott Matthews,
Administrator
Proprietary
Medicaid/Medicare
Capacity: 110

Golden Age Nursing Home
2901 Highway 82 East
Greenwood, Mississippi 38930
Phone: 662-453-6323
Fax: 662-455-9686
Golden Age Nursing Home, Licensee
Nay Reed, Administrator
Non-profit
Medicaid/Medicare
Capacity: 180

Riverview Nursing & Rehab Center
1600 West Claiborne Avenue Extended
Greenwood, Mississippi 38930
Phone: 662-453-8140
Fax: 662-455-3973
Magnolia Healthcare, Inc., Licensee
Marjorie H. Guthrie, Administrator
Non-Profit
Medicaid/Medicare
Capacity: 120

Lincoln County

CountryBrook Living Center
525 Brookman Drive
Brookhaven, Mississippi 39601
Phone: 601-833-2330
Fax: 601-835-2358
SSC Brookhaven Operating Co,
Licensee
Stacy Morgan, Administrator
Proprietary
Medicaid/Medicare
Capacity: 121

GoldenLiving Center Brook Manor
519 Brookman Drive
Brookhaven, Mississippi 39601
Phone: 601-833-2881
Fax: 601-833-2360
GGNSC Brookhaven, LLC, Licensee
Stephanie Burton, Administrator
Proprietary
Medicaid/Medicare
Capacity: 58

Haven Hall Healthcare Center
101 Mill Street
Brookhaven, Mississippi 39601
Phone: 601-833-5608
Fax: 601-833-5285
Magnolia Healthcare, Licensee
Jeffery Phillips, Administrator
Non-Profit
Medicaid/Medicare
Capacity: 81

Silver Cross Home
503 Silver Cross Drive
Brookhaven, Mississippi 39601
Phone: 601-833-2361
Fax: 601-833-3115
Lincoln LTC, Licensee
Ed Hannie, Administrator
Proprietary
Medicaid/Medicare
Capacity: 60

Lowndes County

Aurora Health & Rehab
310 Emerald Drive
Columbus, Mississippi 39702
Phone: 662-327-8021
Fax: 662-329-3088
Aurora Australis, Licensee
Iraj Alipour, Administrator
Proprietary
Medicaid/Medicare
Capacity: 120

Trinity Healthcare Center
230 Airline Road
Columbus, Mississippi 39702
Phone: 662-327-9404
Fax: 662-328-1445
United Methodist Senior Services of
Golden Triangle Area, Licensee
Jonathan Stirewalt, Administrator
Non-Profit
Medicaid/Medicare
Capacity: 60

Vineyard Court Nursing Center
2002 5th Street North
Columbus, Mississippi 39705
Phone: 662-328-1133
Fax: 662-328-0774
VCNCL, Licensee
W. Luke Rhinewalt, Administrator
Proprietary
Medicaid/Medicare
Capacity: 60

Windsor Place Nursing and Rehab
Center
81 Windsor Blvd.
Columbus, Mississippi 39702
Phone: 662-241-5518
Fax: 662-241-5590
Windsor Place Nursing Ctr, Licensee
Mark S. Clay, Administrator
Medicaid/Medicare
Capacity: 140

Madison County

The Arbor Skilled Nursing Facility
600 South Pear Orchard Road
Ridgeland, Mississippi 39157
Phone: 601-856-2205
Fax: 601-856-8755
The Orchard, Licensee
Diane W. Bates, Administrator
Proprietary
Capacity: 60
Non-participating

Highland Home
638 Highland Colony Parkway
Ridgeland, Mississippi 39157
Phone: 601-853-0415
Fax: 601-853-0515
Madison Community Care Center,
Licensee
Johnnie Walters, Jr., Administrator
Proprietary
Medicare/Medicaid
Capacity: 120

Madison County Nursing Home
1421 A East Peace Street
P.O. Box 488
Canton, Mississippi 39046
Phone: 662-855-5760
Fax: 662-855-5781
Madison County Nursing Home,
Licensee
Daniel Logan, Administrator
Public
Medicaid/Medicare
Capacity: 95

The Nichols Center
1308 Highway 51 North
P.O. Drawer 720
Madison, Mississippi 39110
Phone: 601-853-4343
Fax: 601-853-9691
The Nicholas Center, Licensee
Joseph Cokely, Administrator
Proprietary
Medicaid/Medicare
Capacity: 60

St. Catherine's Village-Siena Center
200 Dominican Drive
Madison, Mississippi 39110
Phone: 601-856-0100
Fax: 601-856-0118
Claude W. Harbarger, Licensee
Mary Margaret Judy, Administrator
Non-Profit
Non-Participating
Capacity: 120

Marion County

The Grove Nursing Home
11 Pecan Drive
Columbia, Mississippi 39429
Phone: 601-736-4747
Fax: 601-736-4073
2nd Generation Healthcare, Licensee
Michael Bradshaw, Administrator
Proprietary
Medicaid
Capacity: 80

The Myrtles Nursing Center
1018 Alberta Avenue
Columbia, Mississippi 39429
Phone: 601-731-1745
Fax: 601-736-3886
Columbia Community Care Center,
Licensee
Gail Whittington, Administrator
Proprietary
Medicaid/Medicare
Capacity: 98

Song Health & Rehab of Columbia
1506 North Main Street
Columbia, Mississippi 39429
Phone: 601-736-9557
Fax: 601-736-7523
Song Health & Rehab of Columbia,
Licensee
Rhonda Smith, Administrator
Proprietary
Medicaid/Medicare
Capacity: 119

Marshall County

Trinity Mission Health & Rehab of
Great Oaks
111 Chase Street
Byhalia, Mississippi 38611
Phone: 662-838-3670
Fax: 662-838-3740
Trinity Mission Health & Rehab of
Great Oaks, Licensee
Denise Stacks, Administrator
Proprietary
Medicaid/Medicare
Capacity: 60

Trinity Mission Health & Rehab of
Holly Springs
1315 Highway 4 East
Holly Springs, Mississippi 38635
Phone: 662-252-1141
Fax: 662-252-4836
Trinity Mission Health & Rehab,
Licensee
Darwin Martin, Administrator
Proprietary
Medicaid/Medicare
Capacity: 120

Monroe County

Care Center of Aberdeen
505 Jackson Street
P.O. Box 211
Aberdeen, Mississippi 39730
Phone: 662-369-6431
Fax: 662-369-6473
Care Center of Aberdeen, Ltd,
Licensee
Ricky Foster, Administrator
Proprietary
Medicaid/Medicare
Capacity: 120

Golden LivingCenter - Amory
1215 Earl Frye Drive
Amory, Mississippi 38821
Phone: 662-256-9344
Fax: 662-256-9991
GGNSC Amory, LLC, Licensee
Michael Banes, Administrator
Proprietary
Medicaid/Medicare
Capacity: 152

River Place Nursing Center
1126 Earl Frye Blvd.
Amory, Mississippi 38821
Phone: 662-257-9919
Fax: 662-257-9530
River Place Nursing Center, Licensee
Elizabeth Sprenger, Administrator
Proprietary
Capacity: 60

Montgomery County

Winona Manor Nursing Home
627 Middleton Road
Winona, Mississippi 38967
Phone: 662-283-1260
Fax: 662-283-3452
Winona Manor Healthcare, Licensee
Christina Palmer, Administrator
Proprietary
Medicaid/Medicare
Capacity: 120

Neshoba County

Choctaw Residential Center
135 Hospital Circle
Philadelphia, Mississippi 39350
Phone: 601-656-2582
Fax: 601-656-0670
Mississippi Band of Choctaw Indians,
Licensee
Wendy Moran, Administrator
Proprietary
Medicaid
Capacity: 120

Hilltop Manor Nursing Home
101 Kirkland Street
Union, Mississippi 39365
Phone: 601-774-8233
Fax: 601-774-5177
Hilltop MS Healthcare Properties,
Licensee
Dewanda S. Page, Administrator
Proprietary
Medicaid/Medicare
Capacity: 60

Neshoba County Nursing Home
1001 Holland Avenue
P.O. Box 648
Philadelphia, Mississippi 39350
Phone: 601-663-1200
Fax: 601-663-1497
Oliver Jolly, Licensee
Robert W. Cole, Administrator
Public
Medicaid/Medicare
Capacity: 160

Newton County

J. G. Alexander Nursing Center
25112 Highway 15
Union, Mississippi 39365
Phone: 601-774-5065
Fax: 601-774-5535
J. G. Alexander Nursing Center,
Licensee
Stephen Pace, Administrator
Proprietary
Medicaid/Medicare
Capacity: 60

Bedford Care Center of Newton
1009 South Main Street
Newton, Mississippi 39345
Phone: 601-683-6601
Fax: 601-683-3081
Bedford Care Center of Newton,
Licensee
Tamella Busby, Administrator
Proprietary
Medicaid/Medicare
Capacity: 120

Noxubee County

Noxubee County Nursing Home
606 North Jefferson Street
P.O. Box 480
Macon, Mississippi 39341
Phone: 662-726-2097
Fax: 662-0726-9588
James Gillespie, Licensee
Elizabeth Smith, Administrator
Public
Medicaid
Capacity: 60

Oktibbeha County

The Carrington Nursing Center
307 Reed Road
P.O. Box 908
Starkville, Mississippi 39759
Phone: 662-323-2202
Fax: 662-323-2414
CNCL, LLC, Licensee
Deborah G. White, Administrator
Proprietary
Medicaid/Medicare
Capacity: 60

Starkville Manor Nursing Home
1001 Hospital Road
P.O. Box 1466
Starkville, Mississippi 39759
Phone: 662-323-6360
Fax: 662-323-4413
Starkville Manor Healthcare,
Licensee
Donna Wiggins, Administrator
Proprietary
Medicaid/Medicare
Capacity: 119

Panola County

Golden LivingCenter - Batesville
154 Woodland Road
P.O. Box 1469
Batesville, Mississippi 38606
Phone: 662-563-5636
Fax: 662-563-5815
GGNSC Batesville Licensee
James S Williams, Administrator
Proprietary
Medicaid/Medicare
Capacity: 130

Sardis Community Nursing Home
613 East Lee Street
Sardis, Mississippi 38666
Phone: 662-487-2720
Fax: 662-487-0040
Sardis Community Nursing Home, LLC,
Licensee
Brenda D. Riley, Administrator
Proprietary
Medicaid/Medicare
Capacity: 60

Pearl River County

Covenant Health & Rehab of Picayune
1620 Read Road
P.O. Box 931
Picayune, Mississippi 39466
Phone: 601-798-1811
Fax: 601-798-2362
Covenant Health & Rehab of Picayune,
LP, Licensee
Keri H. Ladner, Administrator
Proprietary
Medicaid/Medicare
Capacity: 120

Pearl River County Nursing Home
305 West Moody Street
P.O. Box 392
Poplarville, Mississippi 39470
Phone: 601-795-4543
Fax: 601-795-9863
D. Scott Alsobrooks, Licensee
Steve Vaughan, Administrator
Public
Medicaid
Capacity: 120

Perry County

Perry County Hospital Nursing Center
206 Bay Avenue
P.O. Box 1620
Richton, Mississippi 39476
Phone: 601-788-2490
Fax: 601-788-2499
Perry Community Care Center,
Licensee
Linda Woodall, Administrator
Proprietary
Medicaid/Medicare
Capacity: 60

Pike County

Camellia Estates
1714 White Street
McComb, Mississippi 39648
Phone: 601-250-0066
Fax: 601-250-0640
Pike Community Care Center, Licensee
Molly McDonough, Administrator
Proprietary
Capacity: 30

Courtyard Rehab & Healthcare
501 South Locust Street
McComb, Mississippi 39648
Phone: 601-684-8111
Fax: 601-250-4951
McComb Extended Care, Licensee
Kathy D. Hazelip, Administrator
Proprietary
Medicaid/Medicare
Capacity: 145

McComb Nursing & Rehab Center
415 Marion Avenue
McComb, Mississippi, 39648
Phone: 601-684-8700
Fax: 601-249-2982
McComb Nursing & Rehab Center, LLC,
Licensee
Sandra Hall, Administrator
Proprietary
Medicaid/Medicare
Capacity: 140

Pontotoc County

Graceland Care Center of Pontotoc
278 Eight Street West
P.O. Box 547
Pontotoc, Mississippi 38863
Phone: 662-489-6411
Fax: 662-489-8498
Pontotoc LTC, Licensee
Donna K. Stewart, Administrator
Proprietary
Medicaid/Medicare
Capacity: 60

Pontotoc Nursing Home
176 South Main Street
P.O. Box 790
Pontotoc, Mississippi 38863
Phone: 662-488-7640
Fax: 662-488-7675
Fred B. Hood, Licensee &
Administrator
Non-Profit
Medicaid/Medicare
Capacity: 44

Sunshine Rest Home
1677 Highway 9 North
Pontotoc, Mississippi 38863
Phone: 662-489-1189
Fax: 662-489-6634
Sunshine Health Care, Licensee
David Horn, Administrator
Proprietary
Medicaid/Medicare
Capacity: 60

Prentiss County

The Landmark Nursing & Rehab Center
100 Lauren Drive
Booneville, Mississippi 38829
Phone: 662-720-0972
Fax: 662-720-1604
Travis Childers, Licensee
Barbara Hester, Administrator
Proprietary
Capacity: 80

Longwood Community Living Center
200 Long Street
P.O. Box 326
Booneville, Mississippi 38829
Phone: 662-728-6234
Fax: 662-728-6944
CLC of Booneville, Licensee
Teresa W. Davis, Administrator
Proprietary
Medicaid/Medicare
Capacity: 64

Quitman County

Quitman County Nursing Home
350 Getwell Drive
Marks, Mississippi 38646
Phone: 662-326-3690
Fax: 662-326-2717
Quitman County Nursing Home,
Licensee
Ronald Warrington, Administrator
Proprietary
Medicaid
Capacity: 60

Rankin County

Brandon Court Nursing Home
100 Burhman Road
Brandon, Mississippi 39042
Phone: 601-664-2259
Fax: 601-664-2270
Rankin Community Care Center,
Licensee
Anita Harrison, Administrator
Proprietary
Medicaid/Medicare
Capacity: 100

Brandon Nursing & Rehab Center
355 Crossgates Boulevard
Brandon, Mississippi 39042
Phone: 601-825-3192
Fax: 601-825-6398
Brandon Nursing & Rehab Center,
Licensee
Raymond Burgett, Administrator
Proprietary
Medicaid/Medicare
Capacity: 230

Briar Hill Rest Home
1201 Gunter Road
Florence, Mississippi 39073
Phone: 601-939-6371
Fax: 601-939-6228
Briar Hill Rest Home, Licensee
Lisha Woodard, Administrator
Proprietary
Medicaid/Medicare
Capacity: 60

Jaquith Nursing Home - Adams Inn
3550 Highway 468 West
P.O. Box 207
Building 31 & 48
Whitfield, Mississippi 39193
Phone: 601-351-8246
Fax: 601-351-8243
James G. Chastain, Licensee
Marc Lewis, Ph.D., Administrator
Public
Medicaid
Capacity: 133

Jaquith Nursing Home -Jaquith Inn
3550 Highway 468 West
P.O. Box 207
Building 78 & 69
Whitfield, Mississippi 39193
Phone: 601-351-8220
Fax: 601-351-8243
James G. Chastain, Licensee
Steve McDonald, Administrator
Non-Profit
Medicaid
Capacity: 87

Jaquith Nursing Home - Jefferson Inn
3550 Highway 468 West
P.O. Box 207
Building 29 & 33
Whitfield, Mississippi 39193
Phone: 601-351-8081
Fax: 601-351-8158
James G. Chastain, Licensee
Doril Sanders, Administrator
Non-Profit
Medicaid
Capacity: 86

Jaquith Nursing Home - Madison Inn
3550 Highway 468 West
P.O. Box 207
Building 28 & 34
Whitfield, Mississippi 39193
Phone: 601-351-8151
Fax: 601-351-8143
James G. Chastain, Licensee
John Keith Grubbs, Administrator
Non-Profit
Medicaid
Capacity: 85

Jaquith Nursing Home - Monroe Inn
3550 Highway 468 West
P.O. Box 207
Building 40
Whitfield, Mississippi 39193
Phone: 601-351-8275
Fax: 601-351-8387
James G. Chastain, Licensee
Lee Varner, Administrator
Non-Profit
Medicaid
Capacity: 44

Methodist Specialty Care Center
One Layfair Drive, Suite 500
Flowood, Mississippi 39232
Phone: 601-420-7760
Fax: 601-420-7770
Miss. Methodist Hospital Rehab
Center, Licensee
Jan Robertson, Administrator
Non-Profit
Medicaid
Capacity: 60

Wisteria Gardens
5420 Highway 80 East
Pearl, Mississippi 39208
Phone: 601-988-6800
Fax: 601-988-6801
Wisteria Gardens, LLC, Licensee
James T. Foster, Administrator
Proprietary
Non-participating
Capacity: 52

Scott County

S. E. Lackey Convalescent Home
266 First Avenue
P.O. Box 428
Forest, Mississippi 39074
Phone: 601-469-3951
Fax: 601-469-3681
Joseph S. McNulty, III, Licensee
Donna G. Riser, Administrator
Non-Profit
Non-Participating
Capacity: 20

Mississippi Care Center of Morton
96 Old Highway 80 East
P.O. Box 459
Morton, Mississippi 39117
Phone: 601-732-6361
Fax: 601-732-2220
Scott County Long Term Care,
Licensee
Betty J. McCurdy, Administrator
Proprietary
Medicaid/Medicare
Capacity: 120

Sharkey County

Heritage Manor of Rolling Fork
431 West Race Street
P.O. Box 279
Rolling Fork, Mississippi 39159
Phone: 662-873-6218
Fax: 662-873-6041
Rolling Fork Health Care, Licensee
Eva H. Pickle, Administrator
Non-profit
Medicaid/Medicare
Capacity: 54

Simpson County

Bedford Care Center of Mendenhall
925 West Mangum Avenue
Mendenhall, Mississippi 39114
Phone: 601-847-1311
Fax: 601-847-0857
Bedford Care Center of Mendenhall,
LLC, Licensee
Carolyn Davis, Administrator
Proprietary
Medicaid/Medicare
Capacity: 60

Hillcrest Nursing Center
1401 First Avenue, N.E.
Magee, Mississippi 39111
Phone: 601-849-0384
Fax: 601-849-9327
Magee Community Care Center,
Licensee
Scott Kelly, Administrator
Proprietary
Medicaid/Medicare
Capacity: 120

Smith County

Rolling Acres Retirement Center
309 Magnolia Drive
P.O. Box 128
Raleigh, Mississippi 39153
Phone: 601-782-4244
Fax: 601-782-9616
Rolling Acres Retirement Center,
Licensee
Cleta Mullins, Administrator
Proprietary
Medicaid
Capacity: 121

Stone County

Azalea Gardens Nursing Center
530 Hall Street
Wiggins, Mississippi 39577
Phone: 601-928-5281
Fax: 601-928-9090
Avonna Cain, Licensee
Brandie Morase, Administrator
Proprietary
Medicaid/Medicare
Capacity: 103

Stone County Nursing & Rehab Center
1436 East Central Avenue
Wiggins, Mississippi 39577
Phone: 601-928-1889
Fax: 601-928-2335
Stone County Nursing & Rehab Center,
Licensee
Dennis Barnett, Administrator
Proprietary
Medicaid/Medicare
Capacity: 59

Sunflower County

Liberty Health & Rehab of Indianola
401 Highway 82 West
Indianola, Mississippi 38751
Phone: 662-887-2682
Fax: 662-887-2622
Liberty Health & Rehab, Licensee
Marion Danna, Administrator
Proprietary
Medicaid/Medicare
Capacity: 75

Ruleville Nursing & Rehab Center
800 Stansel Drive
P.O. Box 368
Ruleville, Mississippi 38771
Phone: 662-756-4361
Fax: 662-756-2788
Ruleville Nursing & Rehab Center,
Licensee
Tina Alexander, Administrator
Proprietary
Medicaid/Medicare
Capacity: 109

Walter B. Crook Nursing Facility
840 North Oak Avenue
P.O. Box 369
Ruleville, Mississippi 38771
Phone: 662-756-1609
Fax: 662-756-4114
H.T. Miller, Licensee
Bonnie Hatten Thornton,
Administrator
Public
Medicaid/Medicare
Capacity: 60

Tallahatchie County

Tallahatchie General Hospital
 Extended Care Facility
 201 South Market Street
 P.O. Box 230
 Charleston, Mississippi 38921
 Phone: 662-625-7122
 Fax: 662-647-0180
 Johnnie Darby, Licensee
 & Administrator
 Public
 Medicaid
 Capacity: 98

Tate County

Senatobia Convalescent Center
 402 Getwell Drive
 Senatobia, Mississippi 38668
 Phone: 662-562-5664
 Fax: 662-562-0054
 SCCR, LLC, Licensee
 Mike Bass, Administrator
 Proprietary
 Medicaid/Medicare
 Capacity: 120

Tippah County

Golden LivingCenter - Ripley
 101 Cunningham Street
 Ripley, Mississippi 38663
 Phone: 662-837-3011
 Fax: 662-837-0230
 GGNSC - Ripley, Licensee
 Charles Small, Administrator
 Proprietary
 Medicaid/Medicare
 Capacity: 140

RestHaven Health & Rehabilitation
 103 Cunningham Drive
 Ripley, Mississippi 38663
 Phone: 662-837-3062
 Fax: 662-837-1395
 Vanguard of Ripley, Licensee
 Aileen Holt, Administrator
 Proprietary
 Medicaid/Medicare
 Capacity: 60

Tippah County Nursing Home
 1005 City Avenue North
 P.O. Box 499
 Ripley, Mississippi 38663
 Phone: 662-837-9221
 Fax: 662-837-2110
 Ray Crawford, Licensee
 Paula Tutor, Administrator
 Non-Profit
 Medicaid/Medicare
 Capacity: 40

Tishomingo County

Tishomingo Community Living Center
 1410 West Quitman Street
 P.O. Box 562
 Iuka, Mississippi 38852
 Phone: 662-423-3422
 Fax: 662-423-5259
 CLC of Iuka, Licensee
 Donald R. Blunt, Administrator
 Proprietary
 Medicaid/Medicare
 Capacity: 73

Tishomingo Manor
 230 Khaki Street
 Iuka, Mississippi 38852
 Phone: 662-423-9112
 Fax: 662-423-9121
 Tishomingo Community Care Center,
 Licensee
 Patricia Holmes, Administrator
 Proprietary
 Medicaid/Medicare
 Capacity: 105

Tunica County

Tunica Nursing Home
 1024 Highway 61 South
 Tunica, Mississippi 38676
 Phone: 662-363-3164
 Fax: 662-363-4191
 Tunica Nursing Home, Licensee
 Barbara Lenard, Administrator
 Proprietary
 Medicaid
 Capacity: 60

Union County

Graceland Care Center of New Albany
118 South Glenfield Road
New Albany, Mississippi 38652
Phone 662-534-9506
Fax: 662-534-2407
Union LTC, Licensee
Karen L. Clayton, Administrator
Proprietary
Medicaid/Medicare
Capacity: 120

Union County Health & Rehab
1111 Bratton Road
New Albany, Mississippi 38652
Phone: 662-539-0502
Fax: 662-539-0602
Union County Health & Rehab Ctr,
Inc., Licensee
Carolyn Wilson, Administrator
Proprietary
Medicare/Medicaid
Capacity: 60

Walthall County

Billdora Senior Care
314 Enoch Street
Tylertown, Mississippi 39667
Phone: 601-876-2173
Fax: 601-876-6776
Billdora Senior Care, Licensee
Nick Davis, Administrator
Proprietary
Medicaid/Medicare
Capacity: 77

Golden LivingCenter - Tylertown
200 Medical Circle
P.O. Box 112
Tylertown, Mississippi 39667
Phone: 601-876-2107
Fax: 601-876-5990
GGNSC Tylertown, Licensee
Gayle Bullock, Administrator
Proprietary
Medicaid/Medicare
Capacity: 60

Warren County

Covenant Health & Rehab of Vicksburg
2850 Porter's Chapel Road
Vicksburg, Mississippi 39180
Phone: 601-638-9211
Fax: 601-636-4986
Covenant Health & Rehab of
Vicksburg, Licensee
Deborah H. Spence, Administrator
Proprietary
Medicaid/Medicare
Capacity: 120

Heritage House Nursing Center
3103 Wisconsin Avenue
P.O. Box 820485
Vicksburg, Mississippi 39180
Phone: 601-638-1514
Fax: 601-638-8738
Community Care Center of Vicksburg,
Licensee
Joyce Hubbard, Administrator
Proprietary
Medicaid/Medicare
Capacity: 60

Shady Lawn Health & Rehab
60 Shady Lawn Place
Vicksburg, Mississippi 39180
Phone: 601-636-1448
Fax: 601-636-8811
Shady Lawn LLC, Licensee
Amy U. Brown, Administrator
Proprietary
Medicaid/Medicare
Capacity: 100

Vicksburg Convalescent Home
1708 Cherry Street
Vicksburg, Mississippi 39180
Phone: 601-638-3632
Fax: 601-638-3998
Vicksburg Convalescent Home,
Licensee
Amy U. Brown, Administrator
Proprietary
Medicaid/Medicare
Capacity: 100

Washington County

Arbor Walk Healthcare Center
570 North Solomon Street
Greenville, Mississippi 38701
Phone: 662-335-5863
Fax: 662-335-5874
Magnolia Healthcare, Inc, Licensee
John Alan McDaniel, Administrator
Non-profit
Medicaid/Medicare
Capacity: 60

Legacy Manor Nursing & Rehab Center
1935 North Theobald Street Extended
Greenville, Mississippi 38703
Phone: 662-334-4501
Fax: 662-335-4989
American Legacy Properties, Licensee
Walter M. Gorton, Jr., Administrator
Proprietary
Medicaid/Medicare
Capacity: 60

Mississippi Care Center of
Greenville
1221 East Union Street
P.O. Box 4767
Greenville, Mississippi 38703
Phone: 662-335-5811
Fax: 662-332-2551
Washington County LTC, Inc.,
Licensee
Tessa Cooper, Administrator
Proprietary
Medicaid/Medicare
Capacity: 116

River Heights Healthcare Center
402 Arnold Avenue
Greenville, Mississippi 38701
Phone: 662-332-0318
Fax: 662-335-7892
Magnolia Healthcare, Licensee
Diane Kelly, Administrator
Non-Profit
Medicaid/Medicare
Capacity: 60

Washington Care Center
1920 Lisa Drive Ext.
Greenville, Mississippi 38703
Phone: 662-335-2897
Fax: 662-335-2130
Mid Delta Properties, Licensee
Myra Joy Lehman, Administrator
Proprietary
Medicaid/Medicare
Capacity: 60

Wayne County

Pine View Health Care Center
1304 Walnut Street
Waynesboro, Mississippi 39367
Phone: 601-735-9025
Fax: 601-735-0813
MS HUD Pine View, Licensee
Joan B. Stanford, Administrator
Proprietary
Medicaid/Medicare
Capacity: 90

Webster County

Golden LivingCenter - Eupora
156 E Walnut Avenue
P.O. Box 918
Eupora, Mississippi 39744
Phone: 662-258-8293
Fax: 662-258-2345
GGNSC Eupora, Licensee
Gerald Gary, Administrator
Proprietary
Medicaid/Medicare
Capacity: 119

Webster Health Services Nursing
Facility
70 Medical Plaza
Eupora, Mississippi 39744
Phone: 662-258-6221
Fax: 662-258-9291
John H. Heer, Licensee
John Robert Jones, Administrator
Non-Profit
Medicaid
Capacity: 36

Wilkinson County

Wilkinson County Senior Care
116 South Lafayette Street
P.O. Box 310
Centreville, Mississippi 39631
Phone: 601-645-5253
Fax: 601-645-6389
Winston County Nursing Center, LLC,
Licensee
Beverly Donaldson, Administrator
Proprietary
Medicaid/Medicare
Capacity: 105

Winston County

Louisville Healthcare
543 East Main Street
P.O. Box 542
Louisville, Mississippi 39339
Phone: 662-773-8047
Fax: 662-773-2530
Louisville Healthcare, LLC, Licensee
Jeremy Cummins, Administrator
Proprietary
Medicaid/Medicare
Capacity: 60

Winston County Nursing Home
562 East Main Street
P.O. Box 967
Louisville, Mississippi 39339
Phone: 662-779-5183
Fax: 662-773-5185
Roger Mason, Licensee
Lacey J. Vowell, Administrator
Non-profit
Medicaid/Medicare
Capacity: 120

Yalobusha County

Yalobusha County Nursing Home
630 South Main Street
P.O. Box 728
Water Valley, Mississippi 38965
Phone: 662-473-1411
Fax: 662-473-4922
Gene Standridge, Licensee
Terry Varner, Administrator
Public
Medicaid
Capacity: 122

Yazoo County

Martha Coker Greenhouse Homes
2041 Grand Avenue
Yazoo City, Mississippi 39194
Phone: 662-746-4621
Fax: 662-746-5709
Martha Coker Home, Licensee
Julie M. Hoffman, Administrator
Non-Profit
Non-Participating
Capacity: 60

Oasis Health & Rehab of Yazoo City
925 Calhoun Avenue
Yazoo City, Mississippi 39194
Phone: 662-746-7770
Fax: 662-746-4185
Oasis Health & Rehab of Yazoo City,
Licensee
Greg Garvin, Administrator
Proprietary
Medicaid/Medicare
Capacity: 180

Licensed ICF/MRs

Coahoma County

Delta Manor ICF/MR
701 Highway 322 West
Clarksdale, Mississippi 38614
Phone: 662-627-2212
Fax: 662-627-1727
Thomas D. Scott, Licensee
Ginger Stringer, Administrator
Proprietary
Medicaid
Capacity: 132

Harrison County

South Mississippi Regional Center
1170 West Railroad Street
Long Beach, Mississippi 39560
Phone: 228-868-2923
Fax: 228-865-9364
Edwin G. LeGrand, III, Licensee
Dorothy R. McEwen, Administrator
Public
Medicaid
Capacity: 240

Jones County

Clover Circle ICF/MR
Ellisville State School
1101 Highway 11 South
Ellisville, Mississippi 39437
Phone: 601-477-9384, Ext. 294
Fax: 601-477-5694
Edwin G. LeGrand, III, Licensee
Mark Martionlich, Administrator
Public
Medicaid
Capacity: 159

Paul D. Cotton ICF/MR
Ellisville State School
1101 Highway 11 South
Ellisville, Mississippi 39437
Phone: 601-477-9384
Fax: 601-477-5694
Edwin G. LeGrand, III, Licensee
Cindy Cooley, Administrator
Public
Medicaid
Capacity: 94

Hillside ICF/MR
Ellisville State School
1101 Highway 11 South
Ellisville, Mississippi 39437
Phone: 601-477-9384
Fax: 601-477-5694
Edwin C. LeGrand, III, Licensee
Eric Caples, Administrator
Public
Medicaid
Capacity: 106

Alexander Milne Home for Women
616 East 19th Street
Laurel, Mississippi 39440
Phone: 601-399-0700
Fax: 601-399-0603
Alexander Milne Home for Women,
Licensee
Frank D. Lamier, Administrator
Non-Profit
Capacity: 45

Pecan Grove ICF/MR
Ellisville State School
1101 Highway 11 South
Ellisville, Mississippi 39437
Phone: 601-477-9384
Fax: 601-477-5694
Edwin C. LeGrand, III, Licensee
Amy Furr, Administrator
Public
Medicaid
Capacity: 2

Lafayette County

Woodlane ICF/MR
North Mississippi Regional Center
967 Regional Center Drive
Oxford, Mississippi 38655
Phone: 662-234-1476
Fax: 662-234-1699
Edwin C. LeGrand, III, Licensee
Edith M. Hayles, Administrator
Public
Medicaid
Capacity: 485

Lincoln County

Lincoln Residential Center
524 Brookman Drive
Brookhaven, Mississippi 39601
Phone: 601-835-1884
Fax: 601-833-0430
Thomas Scott, Licensee
Charlyn Stafford Beeson,
Administrator
Proprietary
Medicaid
Capacity: 110

Mississippi Adolescent Center
760 Brookman Dr. Ext
Brookhaven, Mississippi 39601
Phone: 601-823-5700
Fax: 601-823-5769
Edward LeGrand, II, Licensee
Shirley Miller, Administrator
Public
Medicaid
Capacity: 32

Madison County

Canton Manor
1145 East Tisdale Avenue
Canton, Mississippi 39046
Phone: 601-859-6712
Fax: 601-859-2355
Thomas D. Scott, Licensee
Albertha Miller, Administrator
Proprietary
Medicaid
Capacity: 132

Son Valley
461 Goodloe Road
P.O. Box 406
Canton, Mississippi 39049
Phone: 601-859-2100
Fax: 601-859-2105
Baptist Homes, Licensee
William F. McCormack, Administrator
Non-Profit
Medicaid
Capacity: 20

Oktibbeha County

Rolling Hills Development Center
200 Womack Road
Starkville, Mississippi 39759
Phone: 662-323-9183
Fax: 662-323-1089
Thomas D. Scott, Licensee
Patrick Parker, Administrator
Proprietary
Medicaid
Capacity: 140

Rankin County

Hudspeth Regional Center
Highway 475 South
P.O. Box 127-B
Whitfield, Mississippi 39193
Phone: 601-664-6010
Fax: 601-664-6304
Edwin C. LeGrand, III, Licensee
Michael E. Harris, Administrator
Public
Medicaid
Capacity: 415

Simpson County

Millcreek, ICF/MR
900 First Avenue, Northeast
P.O. Box 1160
Magee, Mississippi 39111
Phone: 601-849-4221
Fax: 601-849-5646
Rehabilitation Centers, Licensee
Margaret F. Stept, Administrator
Proprietary
Medicaid
Capacity: 125

W. L. Jaquith ICF/MR
Boswell Regional Center
1049 Highway 149
P.O. Box 128
Magee, Mississippi 39111
Phone: 601-867-5000
Fax: 601-867-5280
Edwin C. LeGrand, III, Licensee
Cindy Womack, Administrator
Public
Medicaid
Capacity: 174

Licensed Psychiatric Residential Facilities

DeSoto County

Parkwood Behavioral Health System
8135 Goodman Road
Olive Branch, Mississippi 38654
Phone: 662-895-4900
Fax: 662-895-4403
Ethan Permenter, Licensee &
Administrator
Proprietary
Medicaid
Capacity: 40

Harrison County

Specialized Treatment Facility
14426 James Bond Road
Gulfport, Mississippi 39503
Phone: 228-328-6000
Fax: 228-328-6035
Anastasia G. Miller, Licensee &
Administrator
Public
Capacity: 48

Hinds County

Cares Center
402 Wesley Avenue
P.O. Box 1078
Jackson, Mississippi 39202
Phone: 601-352-7784
Fax: 601-355-3703
Richard Bradley, III, Licensee
Arthur Ring, Administrator
Non-profit
Capacity: 60

Lauderdale County

The Crossings
5000 Highway 39 North
Meridian, Mississippi 39301
Phone: 601-483-5452
Fax: 601-581-9944
Alliance Health Center, Licensee
Stacy Rae Andreacchio, Administrator
Proprietary
Capacity: 60

Pontotoc County

Millcreek of Pontotoc
1814 Highway 15 North
P.O. Box 619
Pontotoc, Mississippi 38863
Phone: 662-488-8878
Fax: 662-488-8767
Rehab Center, Licensee
Ed Hood, Administrator
Proprietary
Medicaid
Capacity: 51

Simpson County

Millcreek Psychiatric Residential
Treatment Facility
900 First Avenue, Northeast
P.O. Box 1160
Magee, Mississippi 39111
Phone: 601-849-4221
Fax: 601-849-5646
Rehab Centers, Licensee
Margaret F. Stept, Administrator
Proprietary
Medicaid
Capacity: 57

Winston County

Diamond Grove Center
2311 Highway 15 South
P.O. Box 848
Louisville, Mississippi 39339
Phone: 601-779-0119
Fax: 601-779-0126
Diamond Grove Center, Licensee
Patrick R. Swoopes, Administrator
Proprietary
Capacity: 30

Licensed Personal Care Homes

Adams County

Magnolia House
311 Highland Boulevard
Natchez, Mississippi 39120
Phone: 601-446-5097
Fax: 601-442-5930
Sentry-Natchez, Licensee
Lisa Welsh, Administrator
Proprietary
Capacity: 46

Alcorn County

Country Cottage Corinth
3002 North Polk Street
Corinth, Mississippi 38834
Phone: 662-287-7811
Fax: 662-287-7765
Wade C. White, Licensee
Sandy Boren, Administrator
Proprietary
Capacity: 29

Dogwood Plantation of Corinth
1101 Levee Road
P.O. Box 958
Corinth, Mississippi 38834
Phone: 662-286-7021
Fax: 662-286-7074
DuJuana Frazier Thompson, Licensee
Tamara L. Hartnell, Administrator
Proprietary
Capacity: 40

Attala County

Atwood Personal Care Home #2
328 Goodman Street
Kosciusko, Mississippi 39090
Phone: 662-289-2547
Fax: 662-289-3334
Debra F. Atwood, Licensee
& Administrator
Proprietary
Capacity: 30

Bolivar County

Cleveland Personal Care Community
800 Third Street
Cleveland, Mississippi 38732
Phone: 662-846-6160
Fax: 662-846-6164
Cleveland Personal Care Home
Residential Living, Licensee
Megan Young Wicker, Administrator
Proprietary
Capacity: 85
Assisted Living

Indywood Estate Personal Care Home
218 Ronaldman Road
Cleveland, Mississippi 38732
Phone: 662-843-7885
Fax: 662-843-7985
Indywood Estate, Licensee
Sharon Harvey, Administrator
Proprietary
Capacity: 38
Assisted Living

Lawson Personal Care Home
407 Old Highway 61
Shaw, Mississippi 38773
Phone: 662-754-3278
Helen F. Lawson, Licensee &
Administrator
Proprietary
Capacity: 13

Calhoun County

Bruce Community Living Center
176 Highway 9 North
P.O. Box 1280
Bruce, Mississippi 38915
Phone: 662-412-5100
Fax: 662-412-5122
CLC of Bruce, Licensee
Sharon Johnson, Administrator
Proprietary
Capacity: 20
Assisted Living

Chickasaw County

FernBrooke Personal Care Home
 127 Country Road 31
 Houston, Mississippi 38851
 Phone: 662-456-9400
 Fax: 662-628-4018
 FernBrook Healthcare, LLC, Licensee
 Michael Cunningham, Administrator
 Proprietary
 Capacity: 18

Choctaw County

Brooklyn Hall Personal Care Home
 23283 Highway 15 South
 Mathiston, Mississippi 39752
 Phone: 662-263-8001
 Fax: 662-263-8002
 Lynn McClelland, Licensee &
 Administrator
 Proprietary
 Capacity: 14

Claiborne County

Paradise Personal Care Home
 20114 Highway 18
 Hermanville, Mississippi 39086
 Phone: 601-535-2495
 Gloria Jean Shoulders, Licensee &
 Administrator
 Proprietary
 Capacity: 5

Clarke County

Golden Meadow
 4043 Country Road 110
 Shubuta, Mississippi 39360
 Phone: 601-776-2019
 Fax: 601-735-4806
 Stan Trigg, Licensee & Administrator
 Proprietary
 Capacity: 15

Wisteria Manor Personal Care Home
 421 CR 280
 Shubuta, Mississippi 39360
 Phone: 601-776-0426
 Fax: 601-776-5711
 Rosemary H. Gipson, Licensee &
 Administrator
 Proprietary
 Capacity: 30

Clay County

Waverly Care Home
 315 West Broad Street
 P.O. Box 797
 West Point, Mississippi 39773
 Phone: 662-494-0074
 Fax: 662-494-7189
 Robin B. Foster, Licensee &
 Administrator
 Proprietary
 Capacity: 21

Coahoma County

Flowers Glen Personal Care
 1251 Lee Drive
 Clarksdale, Mississippi 38614
 Phone: 662-627-2222
 Fax: 662-627-1703
 United Methodist Senior Services,
 Licensee
 Mary Wilkinson, Administrator
 Non-profit
 Capacity: 36

Covington County

Covington Ridge
 100 Covington Ridge Place #30
 Collins, Mississippi 39428
 Phone: 601-765-1100
 Fax: 601-765-6133
 Kevin Cooksey, Licensee
 Melinda Lott, Administrator
 Proprietary
 Capacity: 36

DeSoto County

Hermitage Gardens of Southaven
108 Clarington Drive
Southaven, Mississippi 38671
Phone: 662-349-9043
Fax: 662-349-7053
Five Star Quality Care, Licensee
Laura Hicks, Administrator
Proprietary
Capacity: 65
Assisted Living/Alzheimer's

Life Point Village Assisted Living
2782 Starlanding Road East
Southaven, Mississippi 38671
Phone: 662-429-7672
Fax: 662-429-1647
LPV Southaven, Licensee
Rebecca Kellick, Licensee
Proprietary
Capacity: 101
Assisted Living/Alzheimer's

Olive Grove Terrace
9684 Goodman Road
Olive Branch, Mississippi 38654
Phone: 662-895-7609
Fax: 662-895-3501
Olive Branch Residential, Licensure
Anthony Thomas, Administrator
Proprietary
Capacity: 94
Alzheimer's

Silvercreek Senior Living Community
6630 Crumpler Blvd
Olive Branch, Mississippi 38654
Phone: 662-895-8952
Fax: 662-895-8966
Silvercreek Retirement Community,
Licensee
Mike Garrard, Administrator
Proprietary
Capacity: 118
Assisted Living

Wesley Meadows Personal Care
1325 McIngvale Road
P.O. Box 487
Hernando, Mississippi 38632
Phone: 662-429-2070
Fax: 662-429-2496
United Methodist Senior Services of
DeSoto, Licensee
Marsha Brasher, Administrator
Proprietary
Capacity: 35
Assisted Living

Forrest County

Country Comfort
330 Pop Runnels Road
Petal, Mississippi 39465
Phone: 601-545-7603
Fax: 601-583-4412
Jo Ann Rushing, Licensee &
Administrator
Proprietary
Capacity: 15

Emeritus at Forest Park
103 Fox Chase Drive
Hattiesburg, Mississippi 39402
Phone: 601-271-2177
Fax: 601-271-2411
Emeritus Senior Living, Licensee
Tanya Newby, Administrator
Proprietary
Capacity: 90
Assisted Living

Emeritus at Pine Meadow
107 Fox Chase Drive
Hattiesburg, Mississippi 39402
Phone: 601-271-8480
Fax: 601-271-2510
Emeritus Corporation, Licensee
Proprietary
Capacity: 56
Assisted Living/ Alzheimer's

Hartford Place
705 Hall Avenue
Hattiesburg, Mississippi 39401
Phone: 601-545-8333
Jack C. Cooley, II, Licensee &
Administrator
Proprietary
Capacity: 20

George County

Amelia's Garden
145 Mill Street Ext.
Lucedale, Mississippi 39452
Phone: 601-508-2493
Audrey Smith, RN, Licensee &
Administrator
Proprietary
Capacity: 15
Licensed 10/18/12

Willie Banks Center
578 Park Street
Lucedale, Mississippi 39452
Phone: 601-766-0451
Mary Ellen Banks, Licensee
Sharlane Blackston, Administrator
Public Leased
Capacity: 10

Eva's Place
258 Vestry Road
Perkinston, Mississippi 39573
Phone: 601-945-5053
Fax: 601-945-5054
Jerry Hill, Licensee & Administrator
Proprietary
Capacity: 31
Assisted Living

Smith Manor
15255 Highway 613
Lucedale, Mississippi 39452
Phone: 601-947-7796
Amy Bounds, Licensee & Administrator
Proprietary
Capacity: 15

Sparrow Hills
4285 Beaver Dam Road
Lucedale, Mississippi 39452
Phone: 601-766-9106
Fax: 601-766-0462
Nancy Hilburn, RN, Licensee
Todd Turner, Administrator
Proprietary
Capacity: 26

Grenada County

Graceland of Grenada
1855 Hill Drive
Grenada, Mississippi 38901
Phone: 662-226-8556
Fax: 662-229-0556
Providence of Grenada, Licensee
Jody L. Bell, Administrator
Proprietary
Capacity: 63
Assisted Living

Hancock County

Dunbar Village Courtyard
725 Dunbar Avenue
Bay St Louis, Mississippi 39520
Phone: 228-466-3099
Fax: 228-466-3994
Dunbar Village Courtyard, Licensee
Anne Michelle Daniel, Administrator
Proprietary
Capacity: 10
Assisted Living

Woodland Village Nursing Center
5427 Gex Road
Diamondhead, Mississippi 39525
Phone: 228-255-4832
Fax: 228-255-4833
Woodland Village Nursing Center,
Licensee
Kenneth Smith, Administrator
Proprietary
Capacity: 2

Harrison County

Chapman Oaks
210 Roberts Street
Long Beach, Mississippi 39560
Phone: 228-868-7199
Fax: 228-868-9769
Chapman Oaks, Licensee
Brenda Chapman, Administrator
Proprietary
Capacity: 15

Emeritus at Biloxi
2120 Enterprise Drive
Biloxi, Mississippi 39531
Phone: 228-388-0946
Fax: 228-388-8951
Emeritus Corporation, Licensee
Theresa L. Smith, Administrator
Proprietary
Capacity: 105
Assisted Living

Lakeview Nursing Center Personal
Care
16411 Robinson Road
Gulfport, Mississippi 39503
Phone: 228-831-3001
Fax: 228-831-0408
Brian Cain, Licensee
Crisper Stanford, Administrator
Proprietary
Capacity: 10

Lemoyne Place
14306 Lemoyne Blvd
Biloxi, Mississippi 39532
Phone: 228-396-1998
Fax: 228-396-2907
Seniors on the Go, Licensee
Melinda Smith, Administrator
Proprietary
Capacity: 48
Assisted Living

One Magnolia Place
16391 Robinson Road
Gulfport, Mississippi 39503
Phone: 228-832-8400
Fax: 228-832-9493
Brian K. Cain, Licensee
Lisa H. Robinson, Administrator
Proprietary
Capacity: 60
Licensed 2/1/12
Assisted Living

Residence at Bay Cove
680 Bay Cove Drive
Biloxi, Mississippi 39532
Phone: 228-702-0142
Fax: 228-702-0145
Lori Stewart, Licensee
Gary Barton, Administrator
Proprietary
Capacity: 142
Licensed 7/1/12

Seashore Oaks Assisted Living
1450 B Beach Blvd
Biloxi, Mississippi 39530
Phone: 228-207-5225
Fax: 228-207-0349
Seashore Oaks Assisted Living,
Licensee
Shannon Spooner, Administrator
Proprietary
Capacity: 42
Licensed 9/27/12

Hinds County

Alpha & Omega Personal Care Home
131 South Prentiss Street
Jackson, Mississippi 39203
Phone: 601-354-0783
Arthur Brown, Licensee &
Administrator
Non-Profit
Capacity: 13

Autumn Light Personal Care Home
1458 Moncure Marble Road
Terry, Mississippi 39170
Phone: 601-878-9684
Jerome Talbert, Licensee
Edna Poe, Administrator
Proprietary
Capacity: 23

Community Welfare & Health Center
1208 Wiggins Street
Jackson, Mississippi 39203
Phone: 601-352-4721
Jimmy C. Robinson, Licensee
Victoria D. White, Administrator
Non-Profit
Capacity: 14

Creation Elite Residential Home
350 Adell Street
Jackson, Mississippi 39202
Phone: 601-421-4332
Belinda Hunter, Licensee &
Administrator
Proprietary
Capacity: 15

Eldercare Personal Care Home
232 Moss Avenue
Jackson, Mississippi 39209
Phone: 601-969-2273
Donyale Robbins, Licensee &
Administrator
Non-Profit
Capacity: 11

Emeritus at Trace Pointe
501 East Northside Drive
Clinton, Mississippi 39056
Phone: 601-926-1224
Fax: 601-926-2070
Emeritus Corporation, Licensee
Gary L. Fraiser, Administrator
Proprietary
Capacity: 108
Assisted Living/Alzheimer's

Erie Street Personal Care Home
606 Erie Street
Jackson, Mississippi 39203
Phone: 601-354-9186
Teresa Warner, Licensee
Tommy Warner, Administrator
Proprietary
Capacity: 11

Genesis Personal Care Home
2227 Old Vicksburg Road
P.O. Box 8842
Clinton, Mississippi 39056
Phone: 601-918-3661
Zebbie Williams, Licensee &
Administrator
Proprietary
Capacity: 19

House of Faith
928 Hunt Street
Jackson, Mississippi 39203
Phone: 769-257-6300
Fax: 484-401-3257
Faith Hadley, Licensee &
Administrator
Proprietary
Capacity: 15

Love & Gracious Center Services
1625 Westhaven Blvd.
Jackson, Mississippi 39209
Phone: 601-487-8875
Fax: 601-708-4016
Dora Jones, Licensee
Kenya R. McMullin, Administrator
Proprietary
Capacity: 11

McAllister's Personal Care Home
425 Earle Street
Jackson, Mississippi 39203
Phone: 601-354-0783
Arthur Brown, Licensee &
Administrator
Non-Profit
Capacity: 11

Mississippi Cares Residential Home
432 Clifton Street
Jackson, Mississippi 39203
Phone: 601-948-8923
Alisa Q. Brown, Licensee
Robin M. Ward, Administrator
Proprietary
Capacity: 24

North Grove Assisted Living
641 Flag Chapel Road
Jackson, Mississippi 39209
Phone: 601-922-2008
Fax: 601-922-2718
Freddie L. Davis, Licensee
Audrey B. Wiley, Administrator
Non-Profit
Capacity: 34
Assisted Living

Paradise Cove Assisted Living
1874 Longwood Drive
Jackson, Mississippi 39212
Phone: 601-201-2985
Paradise Cove, Licensee
Steven Cline, Administrator
Proprietary
Capacity: 6

Parker's Personal Care Home
532 Earle Street
Jackson, Mississippi 39203
Phone: 601-355-2030
Ruby T. Parker, Licensee &
Administrator
Proprietary
Capacity: 16

Pope Personal Care Home
4314 Sunset Drive
Jackson, Mississippi 39213
Phone: 601-982-4012
Chetossa Ann Pope, Licensee &
Administrator
Proprietary
Capacity: 6

Riggs Manor Retirement Community
2300 Seven Springs Road
Raymond, Mississippi 39154
Phone: 601-857-5011
Fax: 601-855-8455
United Methodist Senior Services,
Licensee
Kay Higginbotham, Administrator
Non-Profit
Capacity: 56
Assisted Living

St. David's Personal Care Home
714 Rose Street
Jackson, Mississippi 39203
Phone: 601-354-0690
Joyce Morgan, Licensee &
Administrator
Proprietary
Capacity: 8

Shanell's Assisted Living
4022 California Avenue
P.O. Box 83040
Jackson, Mississippi 39213
Phone: 601-362-4549
Carnell Kitchens, Licensee &
Administrator
Proprietary
Capacity: 15

Holmes County

Miss Bernice's House
50 Patton Place
Lexington, Mississippi 39095
Phone: 662-834-3344
Fax: 662-834-3314
Zelpha M. Whatley, Licensee &
Administrator
Non-Profit
Capacity: 16
Assisted Living

Itawamba County

Charleston Place
(Daniel Assisted Living)
804 South Adams Street
P.O. Drawer 127
Fulton, Mississippi 38843
Phone: 662-862-2465
Fax: 662-862-5170
Charleston Place, Licensee
James C. Holland, Administrator
Proprietary
Capacity: 44

Countrywood Manor
145 Watson Drive
Mantachie, Mississippi 38855
Phone: 662-282-7808
Fax: 662-282-7738
Ken Long, Licensee
Rachael Leathers, Administrator
Proprietary
Capacity: 46
Assisted Living

Dogwood Plantation of Fulton
201 West Pierce Town Road
Fulton, Mississippi 38843
Phone: 662-862-6120
Fax: 662-862-6146
Jack Bobo, Licensee
Suzanne Sheffield, Administrator
Proprietary
Capacity: 36
Assisted Living

Phillips Personal Care Home
1207 Sandlin Road
Fulton, Mississippi 38843
Phone: 662-862-2665
Dwight Phillips, Licensee
Proprietary
Capacity: 14

Jackson County

The Gardens
1260 Ocean Springs Road
Ocean Springs, Mississippi 39564
Phone: 228-818-0650
Fax: 228-818-4856
Steven Carter, Licensee
Erin Hollis, Administrator
Proprietary
Capacity: 72

Kare Med Assisted Living
2701 Catherine Drive
P.O. Box 506
Ocean Springs, Mississippi 39564
Phone: 228-806-3283
Fax: 228-875-3299
Kare Med Assisted Living, Licensee
Shelia Dawn Martin, Administrator
Non-profit
Capacity: 6
Licensed 11/30/12

Serenity Springs Personal Care Home
9405 Tucker Road
Biloxi, Mississippi 39530
Phone: 228-872-3373
Natasha Barkley, Licensee &
Administrator
Proprietary
Capacity: 8

Settler's Pointe
13625 Wilfred Seymour Road
P.O. Box 1804
Ocean Springs, Mississippi 39565
Phone: 228-872-1746
Haidee Sheffield, Licensee &
Administrator
Proprietary
Capacity: 10

Jasper County

Summerland Manor
12 Summerland Road
P.O. Box 527
Bay Springs, Mississippi 39422
Phone: 601-794-2130
Fax: 601-764-3121
James Knotts, Licensee
Kenneth Posey, Administrator
Public
Capacity: 48

Jones County

ComfortCare Nursing Center Assisted
Living Facility
1100 West Drive
Laurel, Mississippi 39440
Phone: 601-422-0022
Fax: 601-428-7138
South Central Regional Med Ctr,
Licensee
Heather Gilbert, Administrator
Public
Capacity: 12

Cottonwood Manor
3147 Old Amy Road
Laurel, Mississippi 39443
Phone: 601-425-0095
Fax: 601-425-9902
Robert Hall, Licensee &
Administrator
Proprietary
Capacity: 24

Extra Care
354 Trace Road
Laurel, Mississippi 39440
Phone: 601-425-5599
Yvonne J. Clark, Licensee
Shelia Griffin, Administrator
Proprietary
Capacity: 10

Lynnwood Senior Care
12 Victory Road
Laurel, Mississippi 39443
Phone: 601-342-2502
Fax: 601-651-6148
Nila Conn, Licensee & Administrator
Proprietary
Capacity: 12
Assisted Living

Magnolia Gardens Assisted Living of
Ellisville
303 East Ivy Street
P.O. Box 430
Ellisville, Mississippi 39437
Phone: 601-477-9041
Fax: 601-477-9004
Deborah Darlene Steverson, Licensee
& Administrator
Proprietary
Capacity: 20

Magnolia Gardens Assisted Living of
Laurel
945 West Drive
P.O. Box 430
Laurel, Mississippi 39440
Phone: 601-518-0597
Fax: 601-477-9041
Deborah Darlene Steverson, Licensee
Barbara Delk, Administrator
Proprietary
Capacity: 56

Northview Villa Personal Care
625 Northview Drive
Laurel, Mississippi 39440
Phone: 601-426-6488
Fax: 601-426-2644
R. G. Hancock, Licensee &
Administrator
Proprietary
Capacity: 54

Lafayette County

Eminentus at Oxford
100 Azalea Drive
Oxford, Mississippi 38655
Phone: 662-234-9600
Fax: 662-234-9670
Emeritus Corp, Licensee
Sandra Enfinger, Administrator
Proprietary
Capacity: 90
Assisted Living

Hermitage Gardens of Oxford
1488 Belk Blvd.
Oxford, Mississippi 38655
Phone: 662-234-8244
Fax: 662-236-3043
Five Star Quality Care-MS, LLC,
Licensee
Hannah Shempert, Administrator
Proprietary
Capacity: 55
Assisted Living/Alzheimer's

Lamar County

Alden Pointe Assisted Living
2 Courtland Drive
Hattiesburg, Mississippi 39402
Phone: 601-296-9711
Fax: 601-296-9152
David Schonberg, Licensee
Kathy McPhail, Administrator
Proprietary
Capacity: 45

Magnolia Place
4901 Highway 589
P.O. Box 93
Sumrall, Mississippi 39482
Phone: 601-758-0600
Fax: 601-765-6133
Kevin Cooksey, Licensee
Melinda Lott, Administrator
Proprietary
Capacity: 18

Provision Living at Hattiesburg
217 Methodist Blvd
Hattiesburg, Mississippi 39402
Phone: 601-329-2030
Fax: 601-268-6979
Provision Living at Hattiesburg,
Licensee
Mike Lalo, Administrator
Proprietary
Capacity: 100
Assisted Living

Lauderdale County

Aldersgate Personal Care Home
6600 Poplar Springs Drive
P.O. Box 3846
Meridian, Mississippi 39305
Phone: 601-485-9484
Fax: 601-485-6638
Aldersgate Personal Care, Licensee
Lawona Broadfoot, Administrator
Non-Profit
Capacity: 58

Bee Hive Homes of Marion
5750 Dale Drive
Marion, Mississippi 39342
Phone: 601-482-8800
Fax: 601-482-8804
John Maxwell, Licensee
Teresa Moffett, Administrator
Proprietary
Capacity: 15
Licensed 6/1/12

Emeritus at Silverleaf Manor
4555 35th Avenue
Meridian, Mississippi 39305
Phone: 601-483-4566
Fax: 601-483-1447
Emeritus Corp, Licensee
Kay Uzzle, RN, Administrator
Proprietary
Capacity: 110
Assisted Living

Fisher Care
5207 Fisher Road
Meridian, Mississippi 39305
Phone: 601-581-2977
Fisher Care, LLC, Licensee
Dwayne Fisher, Administrator
Proprietary
Capacity: 8

Magnolia Home
1900 24th Avenue
Meridian, Mississippi 39307
Phone: 601-938-2435
Fax: 601-453-5207
Magnolia House, Licensee
Shelia D. Powe, Administrator
Proprietary
Capacity: 14

McCoy Personal Care Home
919 35th Avenue
Meridian, Mississippi 39301
Phone: 601-693-4104
Mary Cleo McCoy, Licensee &
Administrator
Proprietary
Capacity: 15

Lawrence County

Heritage Manor Personal Care Home
2051 Ferguson Mill Road
P.O. Box 1307
Silver Creek, Mississippi 39663
Phone: 601-886-7830
Fax: 601-886-9990
Carrol Ann Hudspeth, Licensee &
Administrator
Proprietary
Capacity: 12

Leake County

Bee Hive Homes of Carthage
704 Highway 16 East
Carthage, Mississippi 39051
Phone: 601-267-8222
John M. Mayfield, Licensee
Jana Tanton, Administrator
Proprietary
Capacity: 16

Lee County

Avonlea Assisted Living & Retirement
Community
2429 Lawndale Drive
Tupelo, Mississippi 38801
Phone: 662-840-6163
Fax: 662-840-5147
PVHA/Sims-Avonlea, LLC, Licensee
Danyel Filgo, Administrator
Proprietary
Capacity: 72

Magnolia Manor at Tupelo
1514 CR 41
Tupelo, Mississippi 38801
Phone: 662-842-6776
Fax - 662-842-6512
Jack Bobo, Licensee
Debra Haynes, Administrator
Proprietary
Capacity: 122
Assisted Living

Mitchell Center Personal Care Home
2800 West Main Street
Tupelo, Mississippi 38802
Phone: 662-844-1441
Fax: 662-841-9516
United Methodist Senior Services
of Tupelo, Licensee
Jerry South, Administrator
Non-Profit
Capacity: 60

Riverbirch Residence
2554 Main Street
P.O. Box 159
Plantersville, Mississippi 38862
Phone: 662-844-3451
Fax: 662-844-3450
Riverbirch Residence, Licensee
Robert J. Lemmons, Administrator
Proprietary
Capacity: 30
Assisted Living

Rosewood Residence
2441 McCullough Blvd.
P.O. Box 491
Belden, Mississippi 38826
Phone: 662-844-5856
Fax: 662-844-5323
Marilyn B. Hicks, Licensee &
Administrator
Proprietary
Capacity: 75
Assisted Living

Samaritan Garden Personal Care Home
2603 South Gloster Street
Tupelo, Mississippi 38801
Phone: 662-566-9974
Fax: 662-566-9921
George R. Pulliam, Licensee
Lisa Pulliam, Administrator
Proprietary
Capacity: 32
Assisted Living

Leflore County

Country Meadow Personal Care Home
4100 CR 164
Greenwood, Mississippi 38930
Phone: 662-453-4533
Fax: 662-453-4534
Danny F. Edwards, Licensee &
Administrator
Proprietary
Capacity: 12

Indywood Glen Personal Care
1416 Erie Street
Greenwood, Mississippi 38930
Phone: 662-455-3878
Fax: 662-455-6171
Indywood Glen, Licensee
Sharon Harvey, Administrator
Proprietary
Capacity: 62
Assisted Living

Lincoln County

Haven Hall Assisted Living
101 Mills Street
Brookhaven, Mississippi 39601
Phone: 601-833-5608
Fax: 601-833-5285
Magnolia Healthcare, Licensee
Jeffery Phillips, Administrator
Non-profit
Capacity: 15

New Dawn Retirement Center
3987 Silverton Trail SE
Ruth, Mississippi 39662
Phone: 601-823-4020
Fax: 601-823-4031
Elaine Davis, Licensee &
Administrator
Proprietary
Capacity: 8

Lowndes County

The Arrington
234 Windsor Blvd.
Columbus, Mississippi 39702
Phone: 662-241-0001
Fax: 662-241-0091
Arrington LLC, Licensee
Kenneth A. Phillips, Administrator
Proprietary
Capacity: 70
Assisted Living

Collegeview Personal Care Home
1323 College Street
Columbus, Mississippi 39701
Phone: 662-327-9463
Fax: 662-327-1419
Carolyn P. Reed, Licensee &
Administrator
Proprietary
Capacity: 6

New Horizon Residential Living
Facility
200 Molly Lane
P.O. Box 5046
Columbus, Mississippi 39702
Phone: 662-328-8880
Fax: 662-327-3642
Shellie Holmes, Licensee &
Administrator
Proprietary
Capacity: 12

Trinity Place Personal Care Center
250 Airline Road
Columbus, Mississippi 39702
Phone: 662-327-6795
Fax: 662-327-3039
Methodist Senior Services of Golden
Triangle Area, Licensee
Stanley C. Maynard, Administrator
Non-Profit
Capacity: 62

Madison County

The Blake at Township
608 Steed Road, Suite A
Ridgeland, Mississippi 39157
Phone: 601-500-7955
Fax: 601-607-1298
AL-Z Leasing, Licensee
Jeffery A. Eads, Administrator
Proprietary
Capacity: 115
Assisted Living/Alzheimer's

Emeritus at Ridgeland Point
410 Orchard Park
Ridgeland, Mississippi 39157
Phone: 601-957-0727
Fax: 601-957-0756
Emeritus Corporation, Licensee
Susan Hermes, Administrator
Proprietary
Capacity: 100

Old Ladies Home
7521 Old Canton Road
P.O. Drawer 720
Madison, Mississippi 39110
Phone: 601-856-1085
Fax: 601-856-1270
Jane Roper, Licensee
Anne Thompson, Administrator
Non-Profit
Capacity: 20

The Orchard Personal Care Home
600 South Pear Orchard Road
Ridgeland, Mississippi 39157
Phone: 601-856-2205
Fax: 601-856-8905
W. Thad McLaurin, Licensee
Sandra Garvin, Administrator
Proprietary
Capacity: 61

St. Catherine's Village/Campbell
Cove
200 Dominican Drive
Madison, Mississippi 39110
Phone: 601-856-0114
Fax: 601-856-0118
Claude W. Harbarger, Licensee
Mary Margaret Judy, Administrator
Non-Profit
Capacity: 36
Assisted Living/Alzheimer's

St. Catherine's Village/Marian Hall
200 Dominican Drive
Madison, Mississippi 39110
Phone: 601-856-0100
Fax: 601-856-0109
Claude W. Harbarger, Licensee
Mary Margaret Judy, Administrator
Non-profit
Capacity: 60
Assisted Living

Seasons
1421-A East Peace Street
P.O. Box 488
Canton, Mississippi 39046
Phone: 601-855-5760
Fax: 601-855-5781
Madison County Nursing Home Board of
Trustees, Licensee
Daniel Logan, Administrator
Non-profit
Capacity: 10
Assisted Living

Willard F. Bond Home
7521 Old Canton Road
Madison, Mississippi 39110
Phone: 601-856-8041
William Cook, Sr, MD, Licensee
Lucille Nichols, Administrator
Non-profit
Capacity: 40

Marion County

The Grove Personal Care Home
11 Pecan Drive
Columbia, Mississippi 39429
Phone: 601-736-4747
Fax: 601-736-4073
2nd Generation Healthcare, Licensee
Michael Bradshaw, Administrator
Proprietary
Capacity: 8

Marshall County

Christopher's Personal Care Home
885 Highway 178 East
Holly Springs, Mississippi 38635
Phone: 662-551-1122
Fax: 662-551-1635
Gail M. Houck, Licensee &
Administrator
Proprietary
Capacity: 46
Assisted Living

Monroe County

Garden Suites Assisted Living
400 South Chestnut Street
P.O. Box 747
Aberdeen, Mississippi 39730
Phone: 662-319-2051
Fax: 662-319-2125
Steven M Fontaine, Licensee
Sean Johnson, Administrator
Non-Profit
Capacity: 22

Oaktree Manor Assisted Living
60139 Cotton Gin Port Road
Amory, Mississippi 38821
Phone: 662-256-8406
Fax: 662-256-8883
Fred C. Heckant, Licensee
Tersa Childers, Administrator
Proprietary
Capacity: 51
Assisted Living

Pressicare Personal Care Home
20434 Old Houston Road
Aberdeen, Mississippi 39730
Phone: 662-369-0070
Fax: 662-369-1727
China Danette Johnson, Licensee &
Administrator
Proprietary
Capacity: 10

Neshoba County

Atwood Personal Care Home
101 Pilot Street
Philadelphia, Mississippi 39350
Phone: 601-656-7394
Fax: 601-656-7396
Mark Atwood, Licensee &
Administrator
Proprietary
Capacity 34

Bee Hive Homes of Philadelphia
708 Columbus Avenue
Philadelphia, Mississippi 39350
Phone: 601-656-0220
John M. Mayfield, Licensee
Jennifer Glenn, Administrator
Proprietary
Capacity: 15

Newton County

Bee Hive Homes of Newton
601 South Main Street
Newton, Mississippi 39345
Phone: 601-683-0000
Fax: 601-683-6166
John M. Mayfield, Licensee
Betty McGee, Administrator
Proprietary
Capacity: 12

Woodland Court Personal Care
260 Northside Drive
Newton, Mississippi 39345
Phone: 601-683-2330
Fax: 601-683-3043
Woodland Court, Licensee
Jimmie Rawson, Administrator
Proprietary
Capacity: 41

Noxubee County

Elderly Care Center
496 Magnolia Drive
Macon, Mississippi 39341
Phone: 662-726-2630
Fax: 662-726-2229
Carol Pruitt, Licensee &
Administrator
Proprietary
Capacity: 15

Oakwood Manor
355 North Pine Street
P.O. Box 325
Brooksville, Mississippi 39739
Phone: 662-738-4866
Fax: 662-738-4934
Joe D. Johnson, Licensee
Harvey D. Nickel, Administrator
Non-Profit
Capacity: 10

Oktibbeha County

Montgomery Gardens Senior Care
4348 Old Highway 12 West
Starkville, Mississippi 39759
Phone: 662-323-4663
Fax: 662-323-5001
William Bell Montgomery, Licensee
Michelle Leigh Fulgham,
Administrator
Proprietary
Capacity: 36

Vicker's Personal Care Home
114 North Montgomery Street
Starkville, Mississippi 39759
Phone: 662-323-4617
Fax: 662-323-7483
Dawn Vickers, RN, Licensee &
Administrator
Proprietary
Capacity: 18

Panola County

Fairfield of Batesville
640 Keating Road
P.O. Box 1632
Batesville, Mississippi 38606
Phone: 662-563-2345
Fax: 662-563-5678
Providence PPC of Batesville,
Licensee
Pat R. Gunter, Administrator
Proprietary
Capacity: 54
Assisted Living

Pearl River County

Blueberry Hill Personal Care Home
1005 South Shivers Street
Poplarville, Mississippi 39470
Phone: 601-403-8177
Fax: 601-795-8029
Brad Greer, Licensee & Administrator
Proprietary
Capacity: 9

Our Place Personal Care Home
27 Alsobrooks Road
Picayune, Mississippi 39466
Phone: 601-799-3303
Patricia A. Carnes, Licensee &
Administrator
Proprietary
Capacity: 12

Southern Oaks Personal Care Home
174 Cliff Mitchell Road
Picayune, Mississippi 39466
Phone: 601-889-9998
Fax: 601-889-9994
Gwendolyn Maggard, Licensee
Roger Maggard, Administrator
Proprietary
Capacity: 30

Timeless Grace Assisted Living
424 Jake Smith Road
Carriere, Mississippi 39426
Phone: 601-799-1600
Pam Booda, Licensee & Administrator
Proprietary
Capacity: 15

Perry County

Community Development Assisted
Living
109 Elm Avenue
P.O. Box 689
Richton, Mississippi 39476
Phone: 601-788-5799
Fax: 601-788-6702
Oma Hibbler, Licensee
Tammy Ainsworth, Administrator
Non-profit
Capacity: 12

Community Development Assisted
Living II
200 North Front Street
P.O. Box 689
Richton, Mississippi 39476
Phone: 601-788-2599
Fax: 601-788-6702
Oma Hibbler, Licensee
Shirlette Malone, Administrator
Non-profit
Capacity: 15

Friend's Personal Care Home
367 Corinth Church Road
Petal, Mississippi 39465
Phone: 601-545-9545
Fax: 601-545-7877
Robert Lee Friend, Licensee &
Administrator
Proprietary
Capacity: 12

Pike County

Aston Court Retirement Community
222 Aston Avenue
McComb, Mississippi 39648
Phone: 601-249-0023
Fax: 601-249-3106
Aston Court Retirement Community,
Licensee
Staci Ann Lock Hamilton,
Administrator
Proprietary
Capacity: 50

Camellia Estates
1714 White Street
McComb, Mississippi 39648
Phone: 601-250-0066
Fax: 601-250-0640
Pike Community Care Center, Licensee
Molly McDonough, Administrator
Proprietary
Capacity: 48
Assisted Living

Pontotoc County

Church Street Personal Care Home of
Ecrú
36 Elm Lane
P.O. Box 249
Ecrú, Mississippi 38841
Phone 662-489-6462
Fax: 662-489-6491
Patsy Walker, Licensee &
Administrator
Proprietary
Capacity: 40

Prentiss County

The Landmark Community Personal Care
Home
701 West Church Street
Booneville, Mississippi 38829
Phone: 662-728-3539
Fax: 662-728-3508
Travis W. Childers, Licensee
Tami Childers, Administrator
Proprietary
Capacity: 40

Scott-Del Cottage
1101 West Chambers Drive
Booneville, Mississippi 38829
Phone: 662-720-9593
Fax: 662-720-9594
Dirley Jones, Licensee
Jimmy C. Hicks, Administrator
Proprietary
Capacity: 34
Assisted Living

Rankin County

Brandon Court Personal Care Home
100 Burnham Road
Brandon, Mississippi 39042
Phone: 601-664-2259
Fax: 601-664-2270
Rankin Community Care Center,
Licensee
Anita Harrison, Administrator
Proprietary
Capacity: 6
Assisted Living

Briar Hill Rest Home
1201 Gunter Road
Florence, Mississippi 39073
Phone: 601-939-6371
Fax: 601-939-6228
Briar Hill Rest Home, Licensee
Linda Woodard, Administrator
Proprietary
Capacity: 2

Emeritus at Heritage House
140 Castlewoods Blvd.
Brandon, Mississippi 39047
Phone: 601-919-1208
Fax: 601-919-1174
Emeritus, Licensee
Gwendolyn Matthews, Administrator
Proprietary
Capacity: 110
Assisted Living/Alzheimers

Peach Tree Village
6100 Old Brandon Road
Brandon, Mississippi 39042
Phone: 601-933-1100
Fax: 601-933-1113
Sentry-Brandon, Licensee
Mary Kim Smith, Administrator
Proprietary
Capacity: 71
Assisted Living

Villa South Assisted Living
271 College Street
P.O. Box 709
Florence, Mississippi 39073
Phone: 601-845-1888
Fax: 601-845-2448
Villa South, Licensee
Linda E. Bridges, Administrator
Proprietary
Capacity: 50

Wisteria Gardens
5420 Highway 80 E
Pearl, Mississippi 39208
Phone: 601-988-6800
Fax: 601-988-6801
Wisteria Gardens, LLC, Licensee
Jimmy Foster, Administrator
Proprietary
Capacity: 6

Scott County

Bee Hive Homes of Forest
410 Townsend Road
Forest, Mississippi 39074
Phone: 601-469-9476
John M. Mayfield, Licensee
Tammie Massey, Administrator
Proprietary
Capacity: 13

Magnolia Manor
410 East First Street
Forest, Mississippi 39074
Phone: 601-732-8473
Fax: 601-732-8037
Magnolia Manor, Licensee
Paulette Butler, Administrator
Proprietary
Capacity: 15
Assisted Living

Simpson County

Bryant's Residential Care Facility
1310 Highway 541 South
P.O. Box 972
Magee, Mississippi 39111
Phone: 601-849-2615
Fax: 601-849-4733
Yvonne Bryant, Licensee &
Administrator
Proprietary
Capacity: 21

Chateau Jorja
219 Bass Road
Florence, Mississippi 39073
Phone: 601-845-6519
Fax: 601-845-8585
Ruth Christine Howard, Licensee &
Administrator
Proprietary
Capacity: 15
Assisted Living

Christopher's Court
219 Pass Road
Florence, Mississippi 39073
Phone: 601-845-5619
Ruth Christine Howard, Licensee &
Administrator
Proprietary
Capacity: 15
Assisted Living

Lakeview Place
1116 Frances Avenue NW
Magee, Mississippi 39111
Phone: 601-849-1920
Fax: 601-849-1950
C. Faith Kennedy, Licensee &
Administrator
Proprietary
Capacity: 15
Assisted Living

Stone County

Christian Fellowship Home
918 Parkway Drive
Wiggins, Mississippi 39577
Terrell Boone, Licensee
Martha Jones, Administrator
Phone: 601-928-4663
Fax: 601-928-4668
Angela Harris, Licensee &
Administrator
Proprietary
Capacity: 15
Assisted Living

Stone County Nursing & Rehab Center
1436 East Central Avenue
Wiggins, Mississippi 39577
Phone: 601-928-1889
Fax: 601-928-2335
Stone County Nursing & Rehab Center,
Licensee
Dennis Barnett, Administrator
Proprietary
Capacity: 1

Sunflower County

Indywood Personal Care Home
541 Dorsett Drive
Indianola, Mississippi 38751
Phone: 662-887-3005
Fax: 662-887-7084
Indywood, Licensee
Sharon Harvey, Administrator
Proprietary
Capacity: 29
Assisted Living

Ruleville Nursing & Rehab Center
800 Stansel Drive
P.O. Box 368
Ruleville, Mississippi 38771
Phone: 662-756-4361
Fax: 662-756-2788
Ruleville Nursing & Rehab Center,
Licensee
Tina Alexander, Administrator
Proprietary
Capacity: 11
Assisted Living

Shirley's Personal Care Home
1000 B.B. King Drive
Indianola, Mississippi 38751
Phone: 662-887-3000
Fax: 662-887-3055
Shirley Monroe, Licensee &
Administrator
Proprietary
Capacity: 12

Tate County

Providence PCC of Senatobia
700 Moore's Crossing
Senatobia, Mississippi 38668
Phone: 662-562-9229
Fax: 662-562-9202
Providence PCC of Senatobia,
Licensee
Candice B. Sorrells, Administrator
Proprietary
Capacity: 70

Tishomingo County

Carrington House
1670 Whitehouse Road
Iuka, Mississippi 38852
Phone: 662-423-3307
Fax: 662-423-3308
Tara Dale Medley, Licensee &
Administrator
Proprietary
Capacity: 25

Southern Magnolia Estates I
1308 North Pearl Street
Iuka, Mississippi 38852
Phone: 662-424-0023
Fax: 662-424-0199
Trev Clark, RN, Licensee
Carolyn Busby, Administrator
Proprietary
Capacity: 37

Southern Magnolia Estates II
1308 North Pearl Street
Iuka, Mississippi 38852
Phone: 662-424-0023
Fax: 662-424-0199
Trev Clark, RN, Licensee
Carolyn Busby, Administrator
Proprietary
Capacity: 18

Southern Magnolia Estates II
of Belmont Golden
267 Front Street/Highway 366
Golden, Mississippi 38847
Phone: 662-454-0544
Fax: 662-454-0576
Trev Clark, RN, Licensee
Sherry Buckles, Administrator
Proprietary
Capacity: 37

Union County

Dogwood Plantation of New Albany
250 Fairfield Drive
New Albany, Mississippi 38652
Phone: 662-534-7331
Fax: 662-534-7335
F. G. Jack Bobo, Licensee
Michelle Walker, Administrator
Proprietary
Capacity: 24

Magnolia Place of New Albany
1515 Munsford Drive
New Albany, Mississippi 38652
Phone: 662-534-0046
Fax: 662-534-0393
F. G. Jack Bobo, Licensee
Pan Denham, Administrator
Proprietary
Capacity: 40
Assisted Living

Sunshine Inn Assisted Living Home
1645 Highway 178
P.O. Box 378
Myrtle, Mississippi 38650
Phone: 662-988-3959
Fax: 662-988-3989
Vicki M. Smith, Licensee
Jeff Galloway, Administrator
Proprietary
Capacity: 20

Warren County

Belmont Gardens Personal Care Home
3201 Wisconsin Avenue
P.O. Box 820874
Vicksburg, Mississippi 39180
Phone: 601-636-8006
Fax: 601-636-0953
Private Home Care, Licensee
Kimberly P. Farris, Administrator
Proprietary
Capacity: 32

Heritage House Assisted Living
Center
3101 Wisconsin Avenue
P.O. Box 820485
Vicksburg, Mississippi 39180
Phone: 601-638-1514
Fax: 601-638-8738
First Warren Corporation, Licensee
Joyce Hubbard, Administrator
Proprietary
Capacity: 41

Washington County

Destiny Manor
104 Martin Luther King Road
P.O. Box 383
Arcola, Mississippi 38722
Phone: 662-827-7500
Phone: 662-827-7500
Clifton Harris, Licensee
Maxine Harris, Administrator
Proprietary
Capacity: 11

Magnolia Gardens of Greenville
1644 South Colorado Street
Greenville, Mississippi 38703
Phone: 662-335-9699
Fax: 662-335-9693
Magnolia Gardens of Greenville,
Licensee
Joe Ann Fava, Administrator
Proprietary
Capacity: 48

Restorations Assisted Living
Facility
1766 Old Leland Road
Greenville, Mississippi 38703
Phone: 662-537-4976
Fax: 662-537-4977
Restorations Assisted Living
Facility, Licensee
Joann Wilson, Administrator
Proprietary
Capacity: 15
Licensed 4/26/12

Wellington Place of Greenville
1880 Fairground Road
Greenville, Mississippi 38703
Phone: 662-334-4646
Fax: 662-334-4691
BLC Wellington- Grenada, Licensee
Dotti Briggs, Administrator
Proprietary
Capacity: 55
Assisted Living/Alzheimer's

Wayne County

Brookwood Villa Personal Care Home
915 Wayne Street
Waynesboro, Mississippi 39367
Phone: 601-735-0264
Fax: 601-735-0277
Renee Grimes, Licensee &
Administrator
Proprietary
Capacity: 24

Southern Living Specialty Care
511 Gray Drive
Waynesboro, Mississippi 39367
Phone: 601-735-4806
Fax: 601-735-5180
Robert Stan Trigg, Licensee &
Administrator
Proprietary
Capacity: 25

Webster County

Vickers Personal Care Home
238 Spring Valley Road
Mathiston, Mississippi 39752
Phone: 662-263-4685
Fax: 662-323-7483
Rhea Dawn Vickers, RN, Licensee &
Administrator
Proprietary
Capacity: 13

Winston County

Bee Hive Homes of Louisville
541 A East Main Street
Louisville, Mississippi 39339
Phone: 662-773-0000
John Mayfield, Licensee
Melba Reed, Administrator
Proprietary
Capacity: 16

Lakeside Village Residential Living
8862 Highway 15 South
Louisville, Mississippi 39339
Mail: P.O. Box 401
Noxapater, Mississippi 39346
Phone: 662-724-2500
Fax: 662-724-2501
Kevin D. Weeks, Licensee
Twyla J. Weeks, Administrator
Proprietary
Capacity: 15